



CUYAHOGA COUNTY COMMON PLEAS COURT

***Statistics Report
December 2024***

***Brendan J. Sheehan
Administrative and Presiding Judge***

TABLE OF CONTENTS

Criminal Statistics

Newly Filed, Re-Activated and Transferred in Cases _____	4
Yearly Criminal Terminations _____	5
Pending Criminal Cases End of Period _____	6
Clearance Rate _____	7
Arrest to Disposition Timeline _____	8
Average Arrest to Disposition Timeline (Jail Cases) _____	9
Average Arrest to Disposition Timeline (Non-Jail Cases) _____	10
Average Arrest to Disposition Timeline (Jail and Non-Jail Cases) _____	11
Yearly Average Arrest to Disposition Timeline _____	12
Indictments and Informations Filed With the Clerk of Courts _____	13
Bail Case Arraignment Activity _____	14
Overall Arraignment Statistics _____	15

Foreclosure Statistics

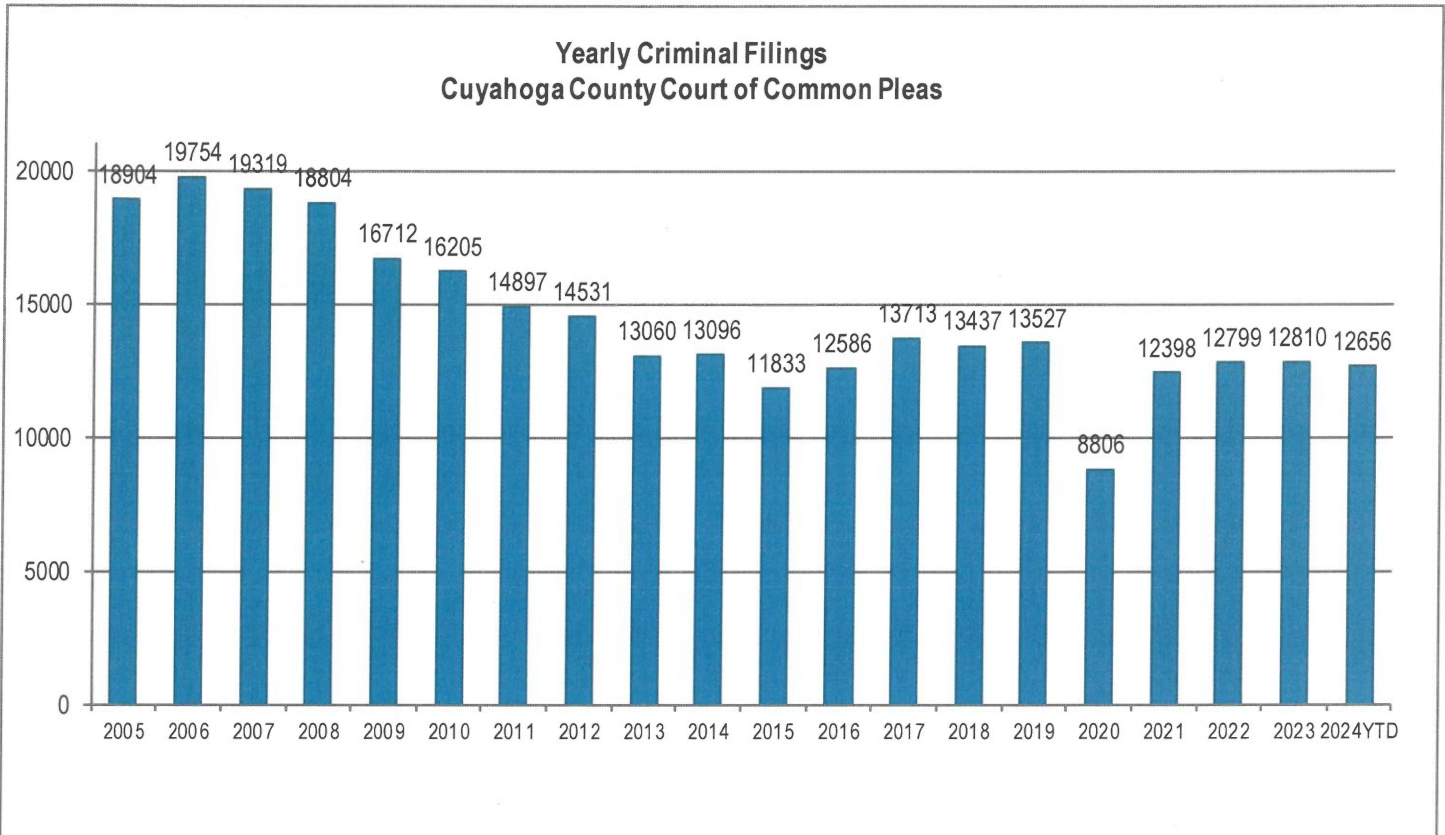
Total Pending Judicial Foreclosure Cases Referred to Magistrates _____	17
Total Pending Tax Lien & Certificate Cases Referred to Magistrates _____	18
Percentage of Pending Judicial Foreclosure Cases By Filing Year _____	19
Judicial Foreclosure Clearance Rate Year 2024 _____	20
Avg. Number of Days to Disp. (Excl. Bank. Stays & Tax Lien & Tax Cert.) _____	21
Avg. Number of Days to Disp. (Excl. Bank. Stays & Incl. Tax Lien & Tax Cert.) _____	22
Total New Judicial Foreclosure Filings _____	23
New Marsh of Lien/Quiet Title/Partition Case Filings for Years 2011 – 2024 YTD _____	23
New Marsh of Lien/Quiet Title/Partition Case Filings by month for 2024 YTD _____	24
New Tax Lien & Certificate Filings for Years 2011 – 2024 YTD _____	25
New Tax Lien & Certificate Filings by Month for Year 2024 YTD _____	25
Total New Judicial Foreclosure Filings Years 2011 – 2024 YTD _____	26
Total New Judicial Foreclosure Filings by Month for Year 2024 YTD _____	26
Magistrate's Monthly Reports _____	27
Report CMSR1062 - Judicial Foreclosure Statistics by Judge _____	35
Monthly Summary _____	41
Year to Date Summary _____	43
Corrections/Adjustments _____	45

Criminal Case Statistics

CUYAHOGA COUNTY COMMON PLEAS COURT

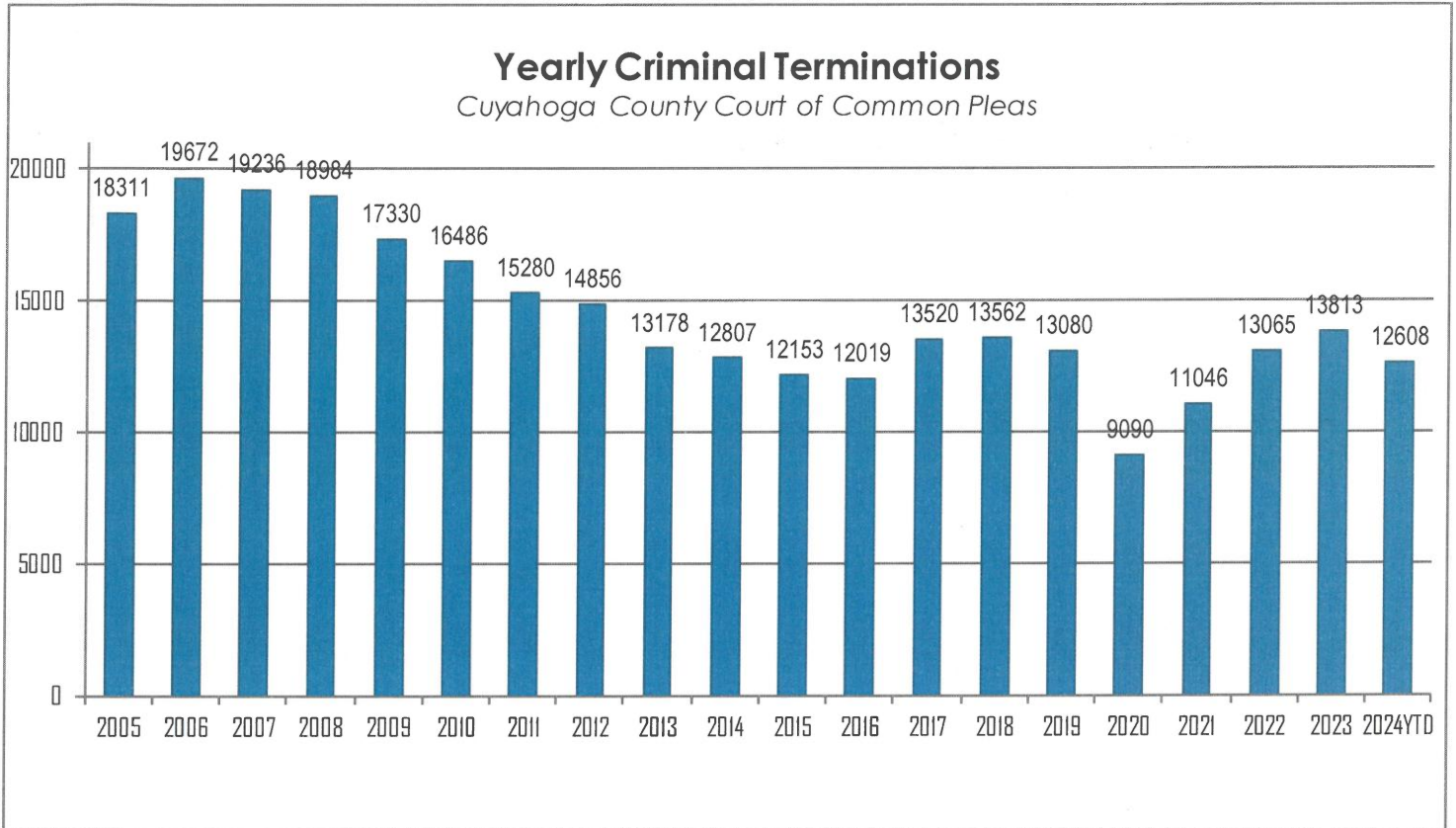
Newly Filed, Re-Activated and Transferred in Cases

The following chart is a representation of all filed cases in Cuyahoga County Court of Common Pleas from 2005 – December 2024. Newly filed cases are defined as having been arraigned and assigned to a Judge. Re-activated cases are defined as cases where a defendant was unavailable for trial and has now become ready to proceed. Transferred cases are defined as cases moved from one judge's docket to another. This could be due to re-assignment to a Mental Health Judge or after additional information indicates that by Court rule, the case should have been assigned to another Judge.



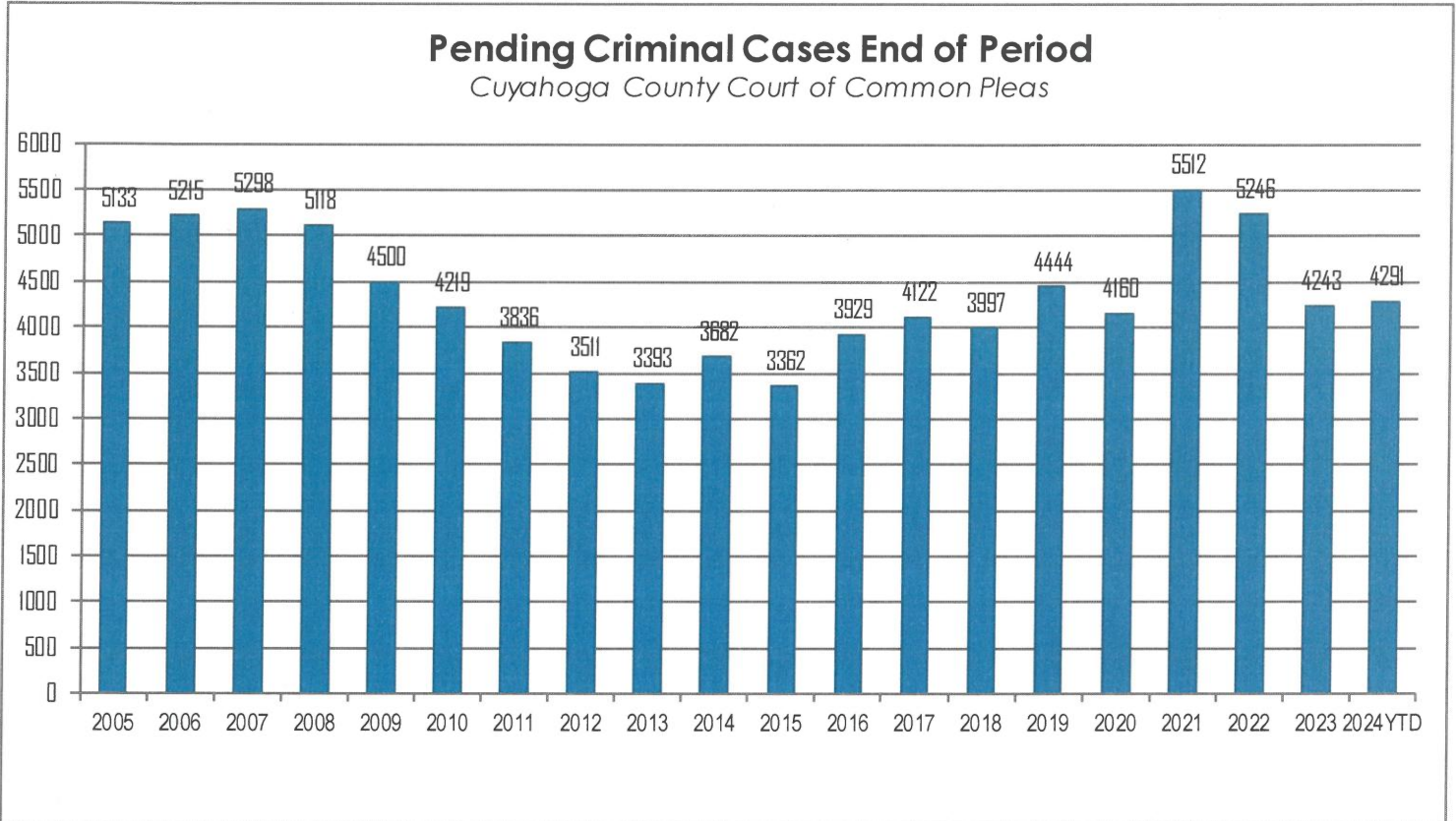
Yearly Criminal Terminations

The following chart represents cases that have been terminated by the court from 2005 – December 2024. These cases have been terminated either by trial; plea, dismissal or a defendant is unavailable for trial or sentencing.



Pending Criminal Cases End of Period

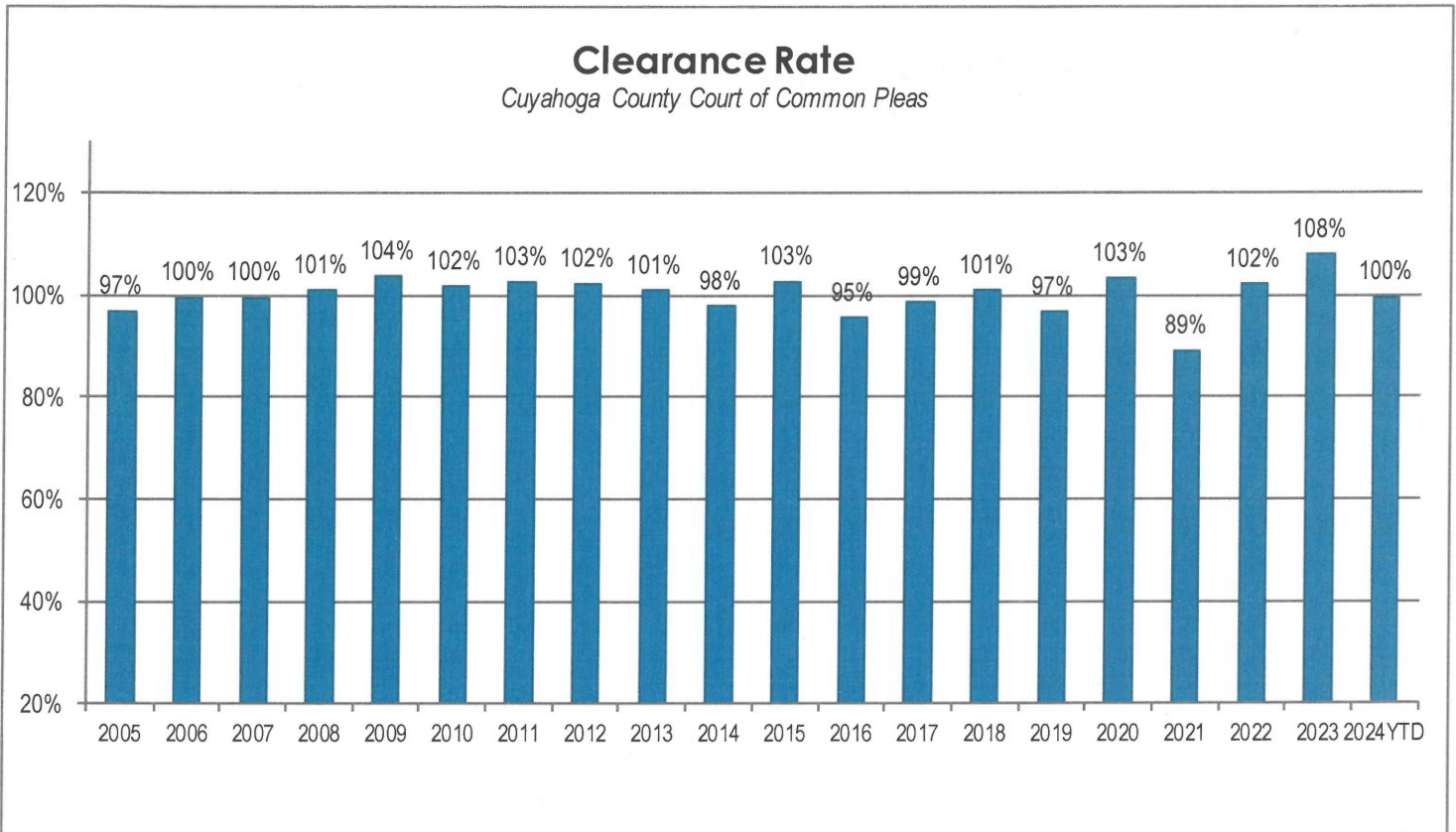
The following chart represents the total number of cases pending at the end of the reporting period from 2005 – December 2024. Pending criminal cases at the end of the period is determined by adding the total number of pending cases at the beginning of the reporting period, and all newly filed, re-activated and transferred in cases. The total number of cases terminated in the period is subtracted from the sum total pending at the beginning of the period to give the value pending at the end of the period.



CUYAHOGA COUNTY COMMON PLEAS COURT

Clearance Rate

The Clearance Rate is the total number of outgoing cases as a percentage of the number of incoming cases. Clearance rate measures whether the court is keeping up with its incoming caseload. If cases are not disposed in a timely manner, a backlog of cases awaiting disposition will grow. A Clearance Rate of 100% indicates that at least as many cases have been filed, reopened, or reactivated in a period have been disposed.



Arrest to Disposition Timeline

Arrest to disposition timeline is a method to measure how felony cases flow through the Cuyahoga County Criminal Justice System. By capturing how long a case takes to move from stage to stage, we can examine where problems may exist and where potential improvements in case processing can be made.

The source data was extracted from the Cuyahoga County Court of Common Pleas Case Management System. The overall population of sample data was based on cases terminated in a given month excluding cases that have gone through diversion programs. A case is defined as a defendant and all charges involved in a single incident. The period for the extracted data is from December 2024.

The stages examined were:

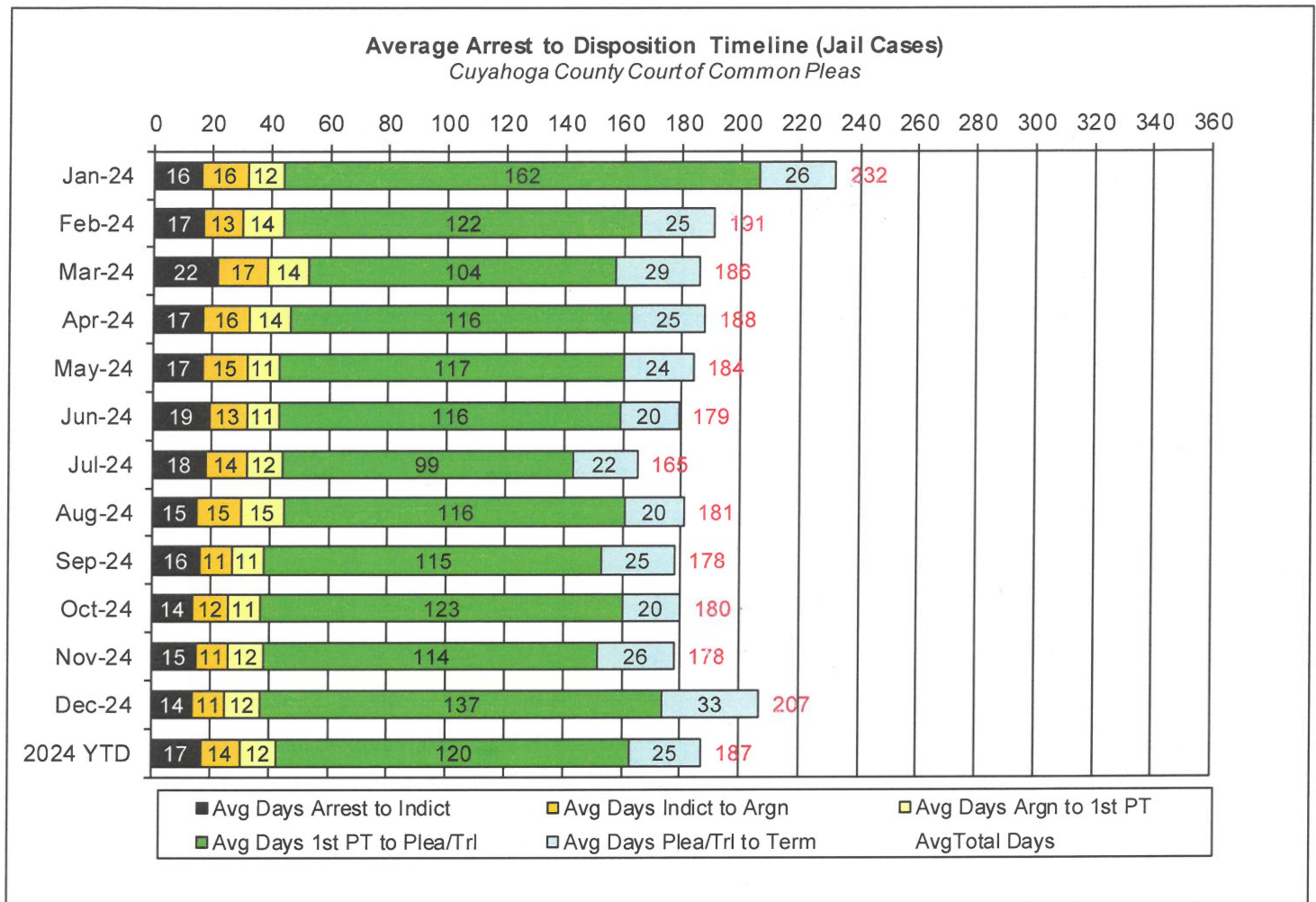
Arrest to Indictment
Indictment to Arraignment
Arraignment to 1st Pre-Trial
1st Pre-Trial to Plea/Trial
Plea/Trial to Termination

Due to the fact that each case may or may not have all of the stage date elements, a method to arrive at stage averages was applied. For a case to be included in the average for a stage there would need to be both dates for the given stage. A case would be included in the Arrest to Indictment stage if both arrest date and indictment date were available. This method was applied to each of the five stages. Next we calculated the total number of cases that met the date criteria for each of the ranges and also the total number of days between each date. To arrive at an average, the total number of days for each case in each range was calculated and divided by the total number of cases that met the date criteria. If a case had a time period or periods where the defendant was capiased or referred to the Psych Clinic, that amount of time was subtracted from the appropriate range. For re-indicted cases, the original arrest date is used.

The following three charts are for Jail, Non-Jail and combined Jail and Non-Jail cases. Jail and Non-Jail cases are defined by the posting of bond prior to plea or trial.

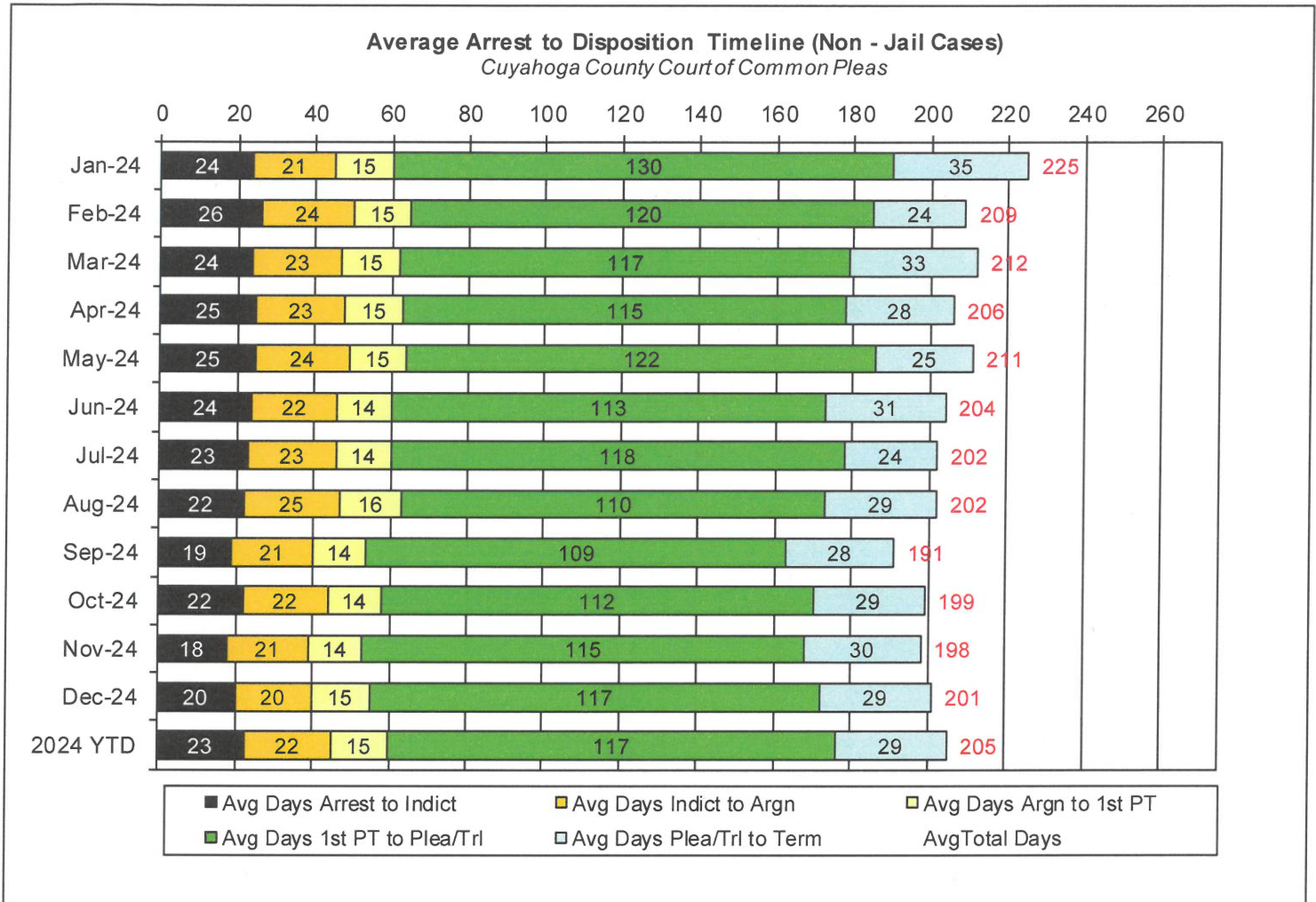
CUYAHOGA COUNTY COMMON PLEAS COURT

Average Arrest to Disposition Timeline (Jail Cases)



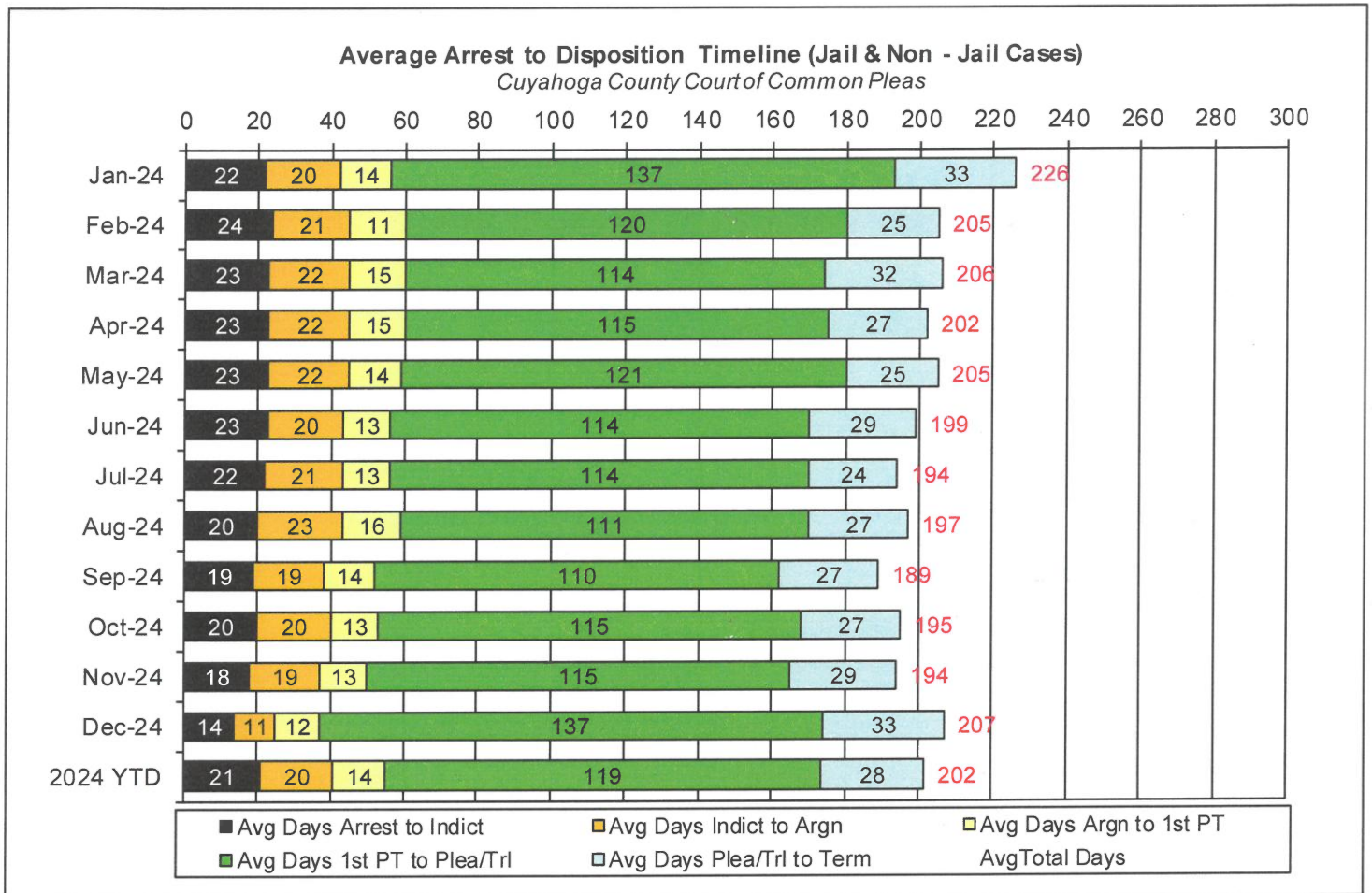
CUYAHOGA COUNTY COMMON PLEAS COURT

Average Arrest to Disposition Timeline (Non-Jail Cases)



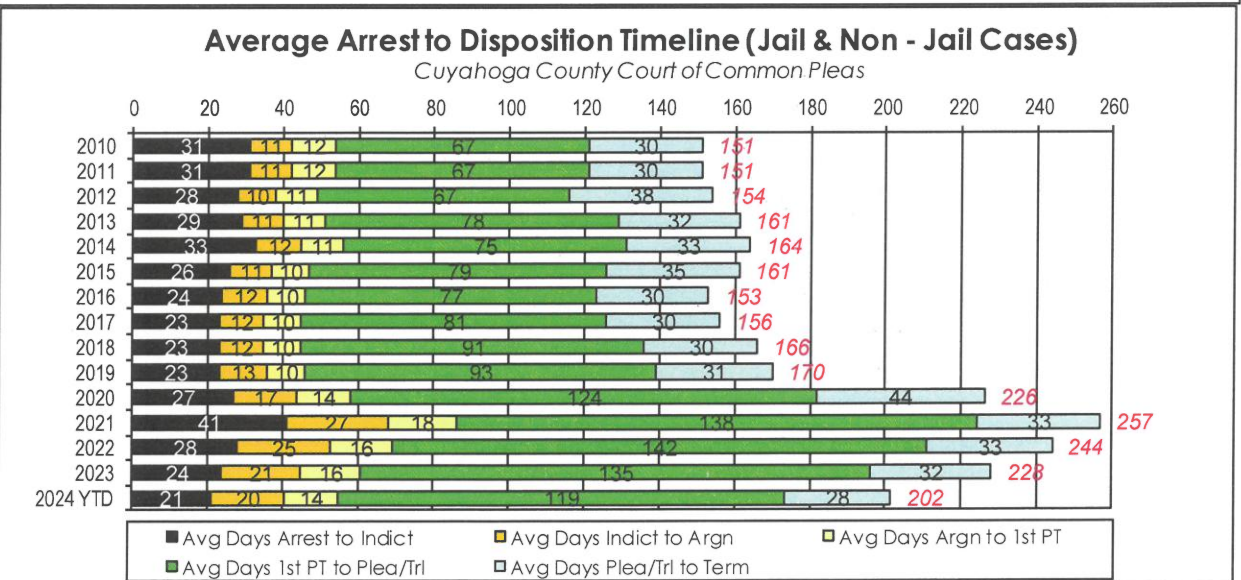
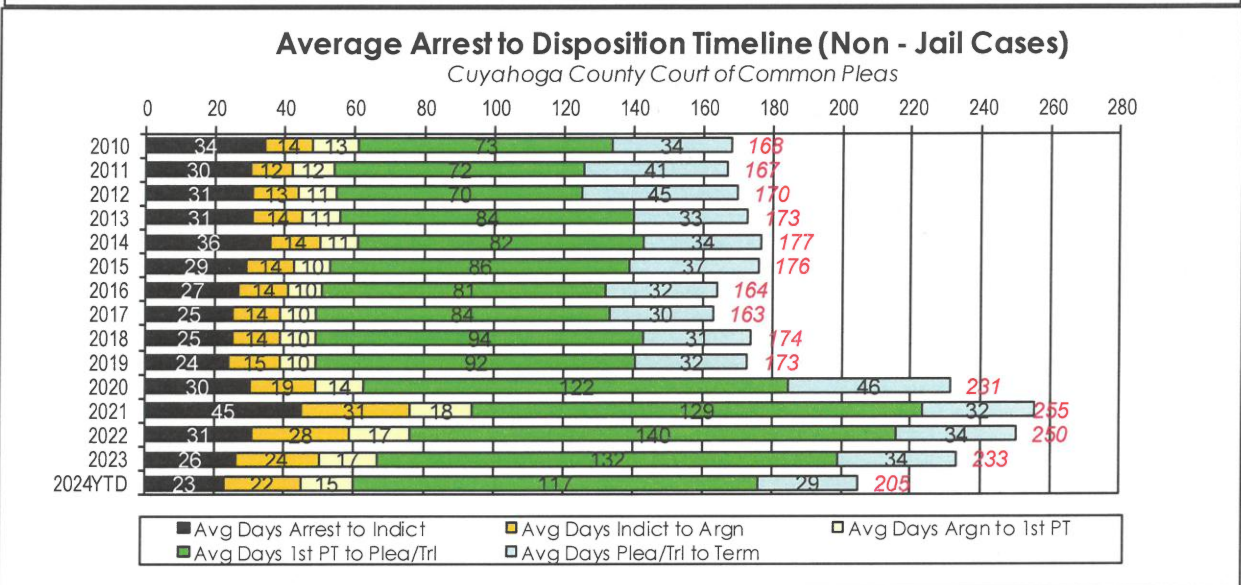
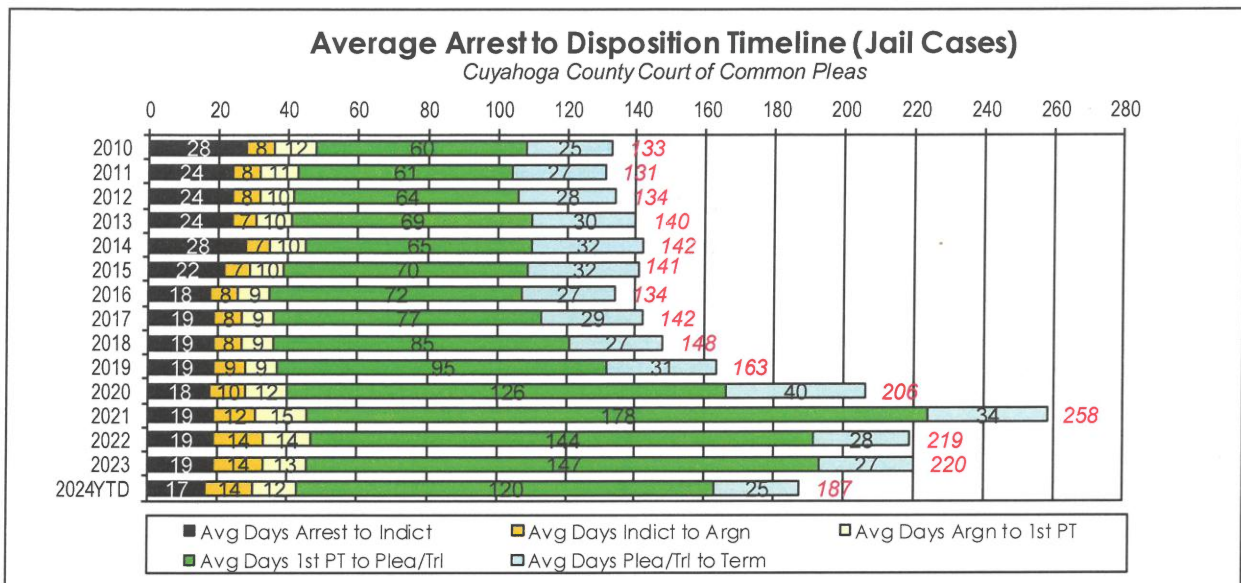
CUYAHOGA COUNTY COMMON PLEAS COURT

Average Arrest to Disposition Timeline (Jail and Non-Jail Cases)



CUYAHOGA COUNTY COMMON PLEAS COURT

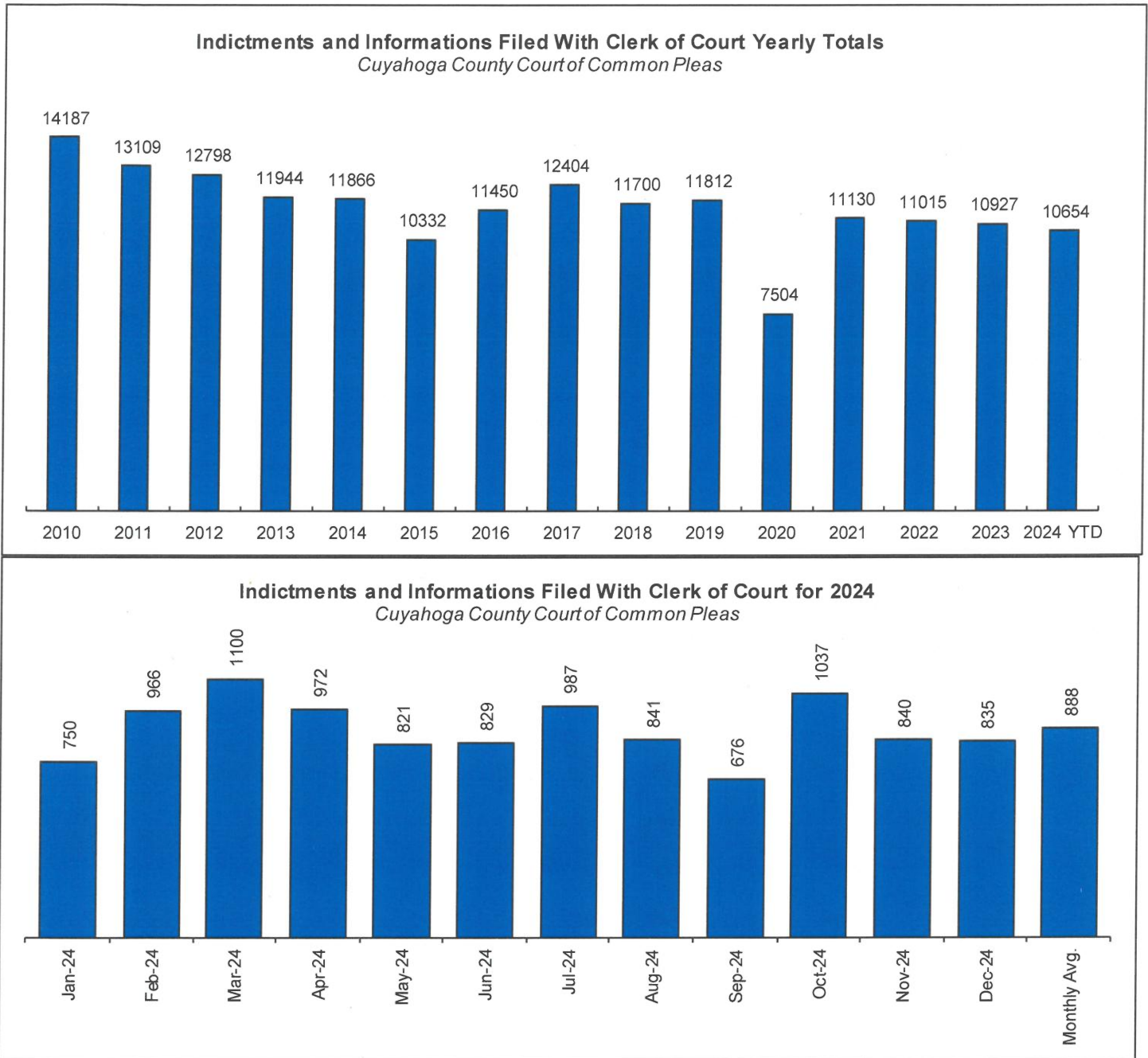
Yearly Average Arrest to Disposition Timeline



CUYAHOGA COUNTY COMMON PLEAS COURT

Indictments and Informations Filed With the Clerk of Courts

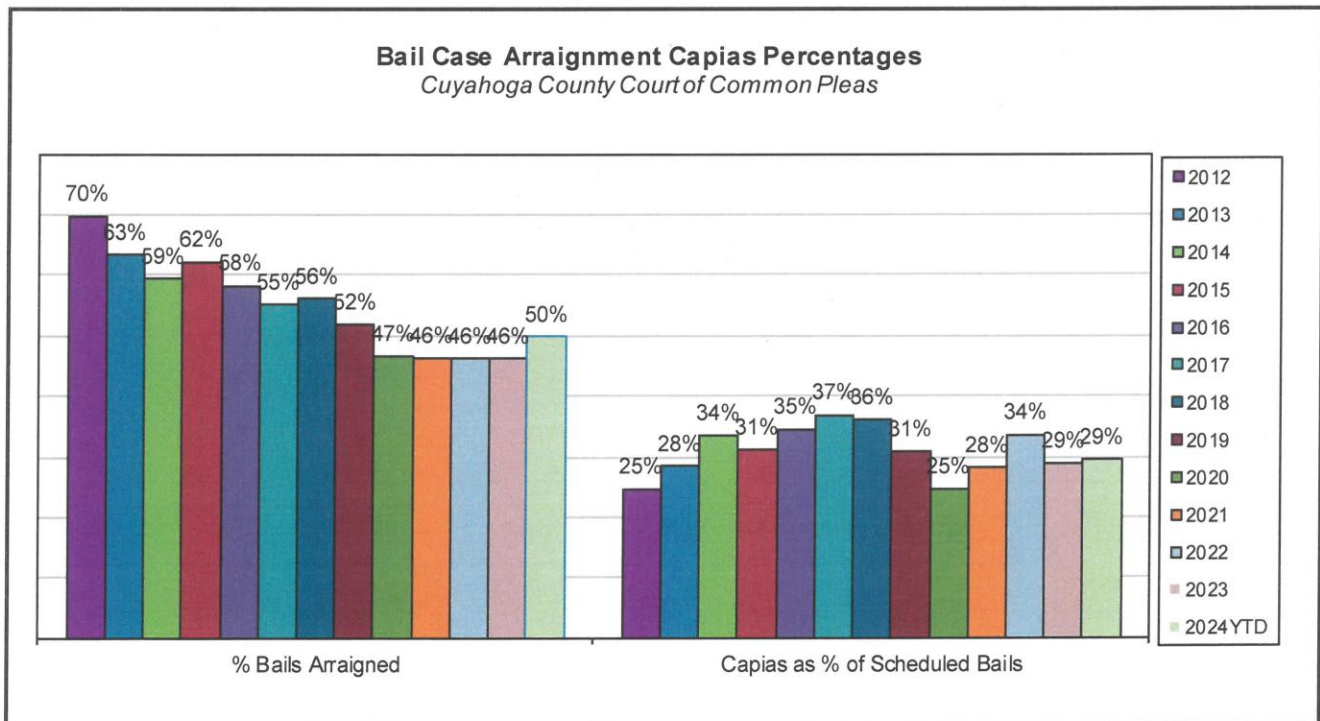
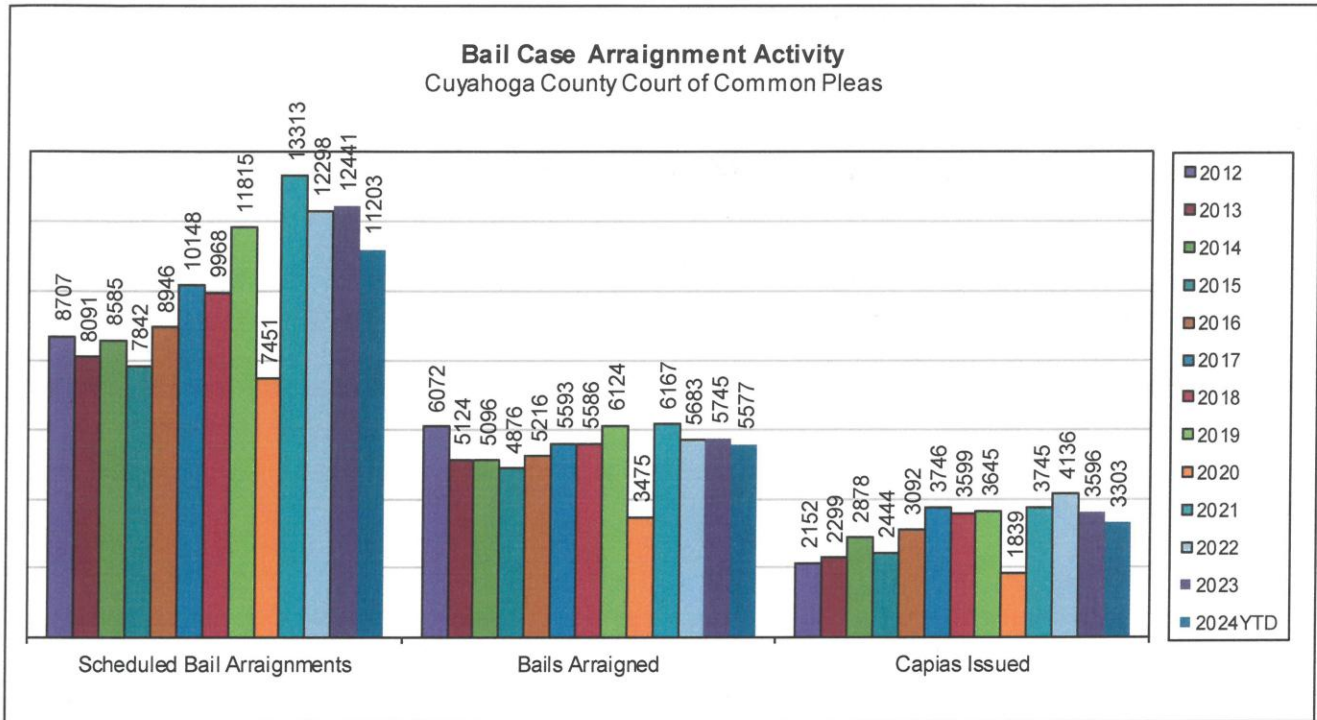
The following charts are reflective of Indictments and Informations filed with the Criminal Clerk of Courts from 2010. The source for this information was the Criminal Clerk's Office.



CUYAHOGA COUNTY COMMON PLEAS COURT

Bail Case Arraignment Activity

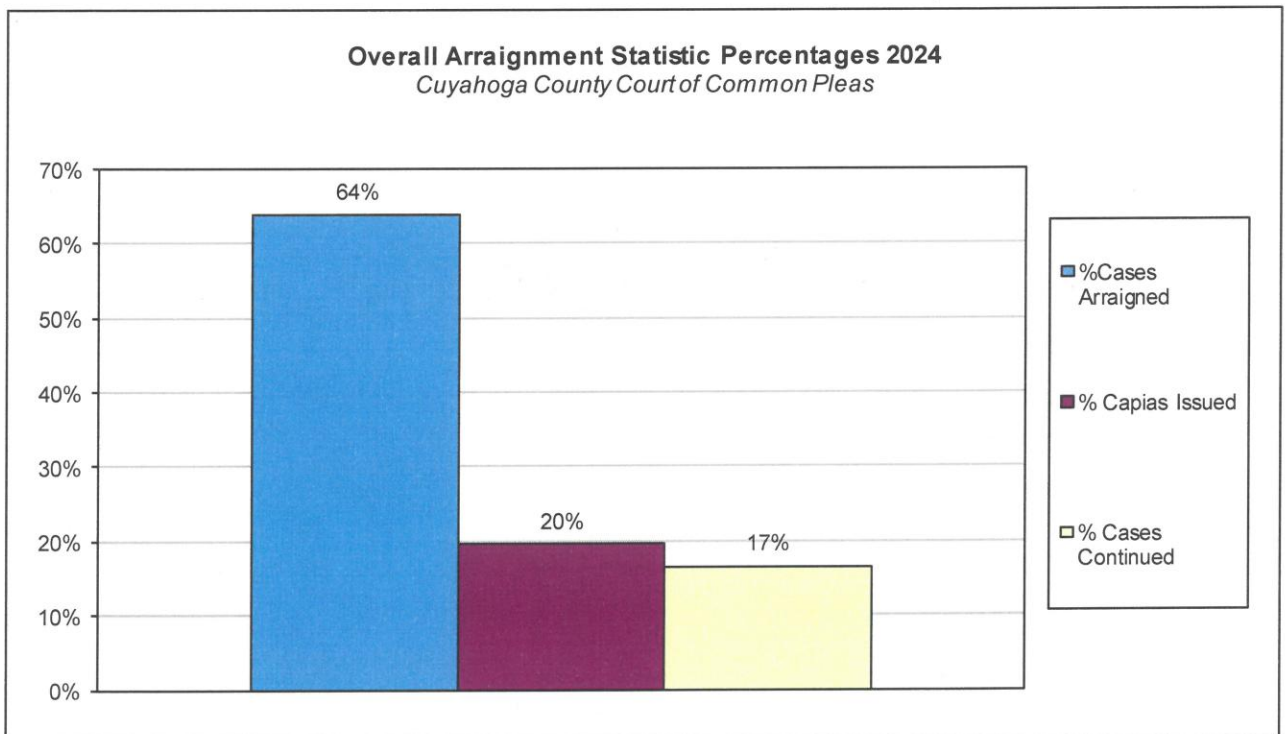
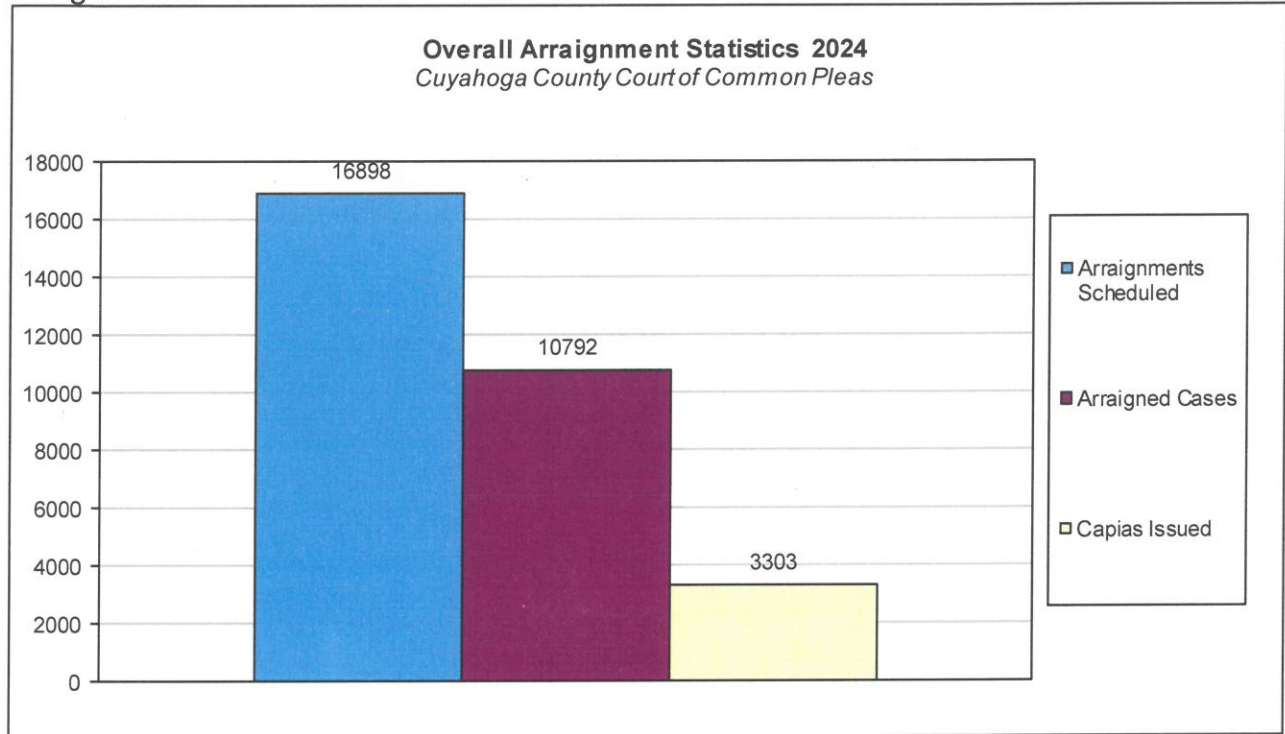
The following charts are reflective of arraignment activity where the defendant was not incarcerated at the time of arraignment. The source for this information was the Criminal Records Department.



CUYAHOGA COUNTY COMMON PLEAS COURT

Overall Arraignment Statistics

The arraignment statistics were provided by the Criminal Records Department. They are provided to give a representation of arraignment activity in the Court in 2024. These statistics include jail and non – jail arraignments.



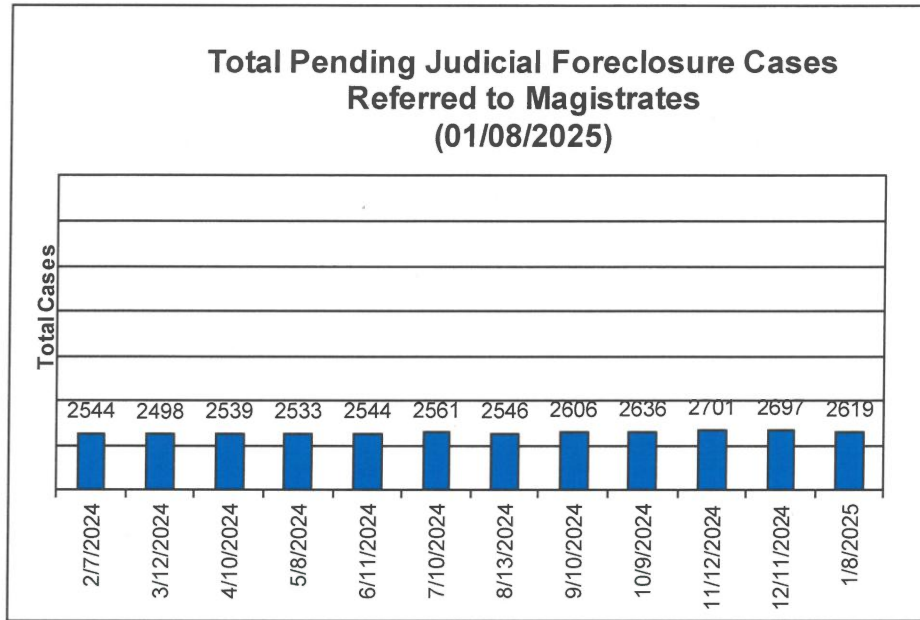
Judicial Foreclosure Statistics¹

¹ For clarification purposes, Foreclosure cases in this report are identified as Judicial Foreclosure filings (filing codes 1460 (Foreclosure Marsh. Of Lien), 1465(Tax Lien), 1466 (Tax Certificate), 1470 (Quiet Title), and 1480 (Partition)). These cases are different from Board of Revision Foreclosures, which are not reported here.

CUYAHOGA COUNTY COMMON PLEAS COURT

Total Pending Judicial Foreclosure Cases Referred to Magistrates

The following chart is a display of the total number of pending Judicial Foreclosure cases referred to the Magistrates on specific dates. The table below shows the number of these cases pending from each year since 2012.

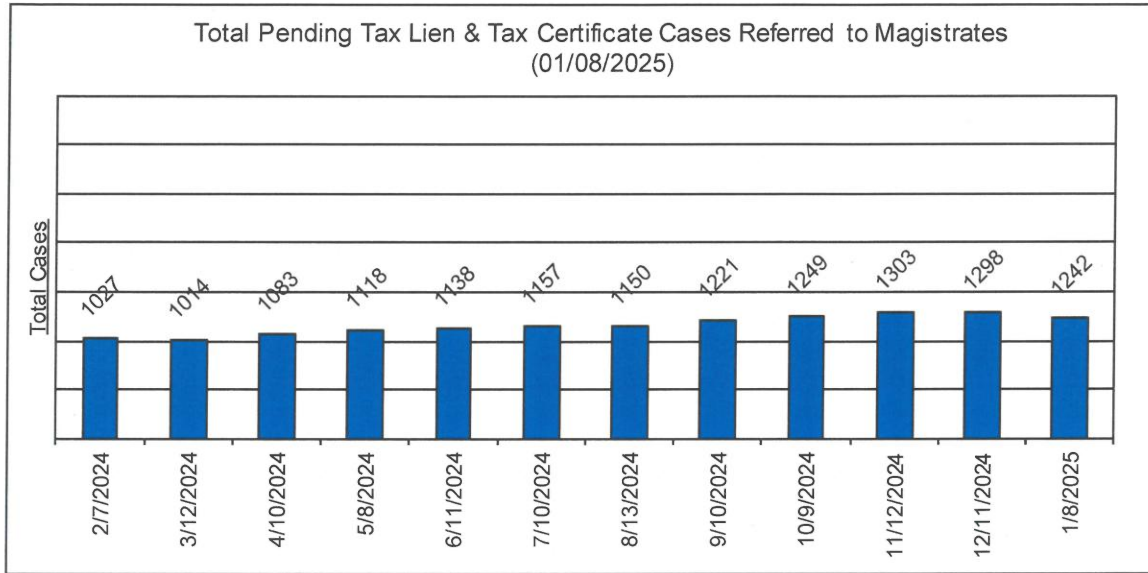


	As of:	2/7/2024	3/12/2024	4/10/2024	5/8/2024	6/11/2024	7/10/2024	8/13/2024	9/10/2024	10/9/2024	11/12/2024	12/11/2024	1/8/2025
Year													
2006					1	0	0	0	0	0	0	0	0
2011		1	1	0	0	1	0	0	0	0	0	0	0
2012		1	0	0	0	0	0	0	0	0	0	0	0
2013		0	0	0	0	0	0	0	1	1	1	1	0
2014		0	1	0	0	0	0	0	0	0	0	0	0
2015		1	1	1	1	0	0	0	0	0	0	0	0
2016		2	2	2	2	3	2	3	3	2	0	0	0
2017		1	1	1	1	1	1	2	2	2	2	2	2
2018		7	8	7	6	5	5	7	7	7	7	4	3
2019		8	7	8	8	12	11	8	7	8	7	7	6
2020		10	9	5	2	0	0	0	0	0	1	1	1
2021		16	14	12	11	10	8	9	11	10	10	8	8
2022		117	95	75	57	45	34	26	19	19	15	16	15
2023		1966	1557	1310	1012	790	634	493	395	319	225	162	125
2024		414	802	1118	1432	1677	1866	1998	2161	2268	2433	2496	2423
2025		0	0	0	0	0	0	0	0	0	0	0	36
Total		2544	2498	2539	2533	2544	2561	2546	2606	2636	2701	2697	2619

CUYAHOGA COUNTY COMMON PLEAS COURT

Total Pending Tax Lien & Certificate Cases Referred to Magistrates

The following chart is a display of the number of pending tax Judicial Foreclosure cases referred to the Magistrates on specific dates. The table below shows the number of pending tax Judicial Foreclosure cases in each year since 2010.

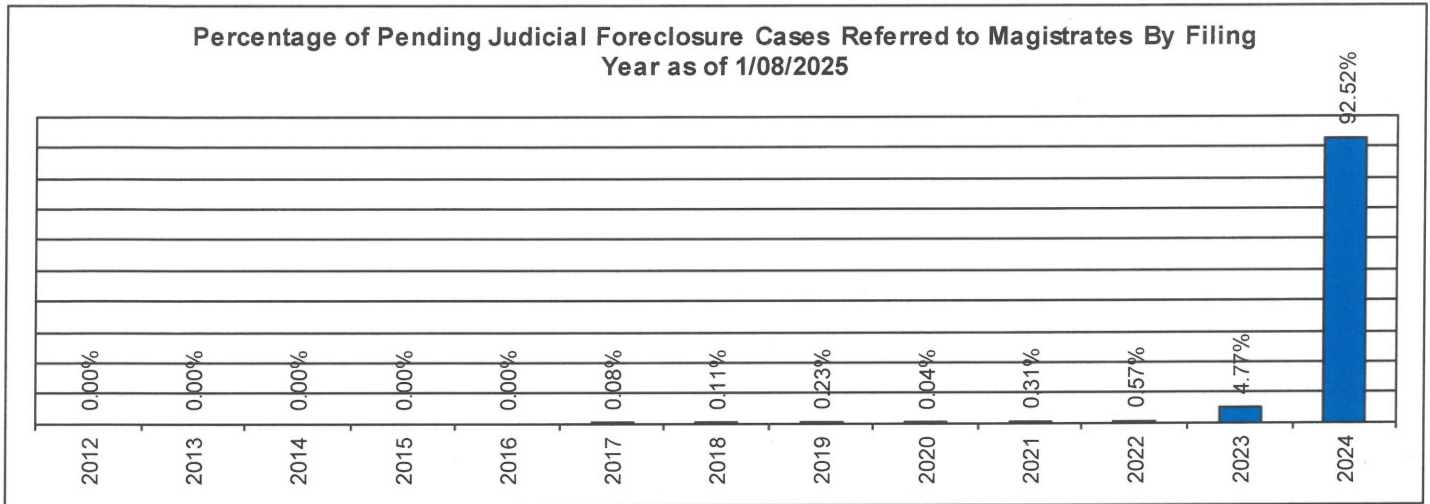


	As of:	2/7/2024	3/12/2024	4/10/2024	5/8/2024	6/11/2024	7/10/2024	8/13/2024	9/10/2024	10/9/2024	11/12/2024	12/11/2024	1/8/2025
Year													
2006					1	0	0	0	0	0	0	0	0
2010		1	1	1	1	1	1	1	1	1	1	1	1
2011		1	1	0	0	0	0	0	0	0	0	0	0
2012		1	0	0	0	0	0	0	0	0	0	0	0
2013		0	0	0	0	0	0	0	1	1	1	1	0
2014		0	1	0	0	0	0	0	0	0	0	0	0
2015		2	2	2	2	2	2	2	2	2	2	2	2
2016		3	3	3	3	4	3	4	4	3	2	2	2
2017		0	0	0	0	0	0	1	1	1	1	1	1
2018		2	5	4	3	2	2	4	4	4	4	1	1
2019		1	4	4	3	3	3	2	2	3	3	3	3
2020		5	4	3	1	0	0	0	0	0	1	1	1
2021		9	7	5	5	6	5	6	7	8	6	5	5
2022		15	13	9	6	7	5	2	2	2	2	1	1
2023		855	680	578	437	313	243	170	122	93	61	42	33
2024		132	293	474	657	800	893	958	1075	1131	1219	1238	1192
Total		1027	1014	1083	1118	1138	1157	1150	1221	1249	1303	1298	1242

CUYAHOGA COUNTY COMMON PLEAS COURT

Percentage of Pending Judicial Foreclosure Cases By Filing Year

The following chart is a representation of the total number of pending Judicial Foreclosure cases by filing year expressed as a percentage on a specific date. The table below is the supporting data for this chart.

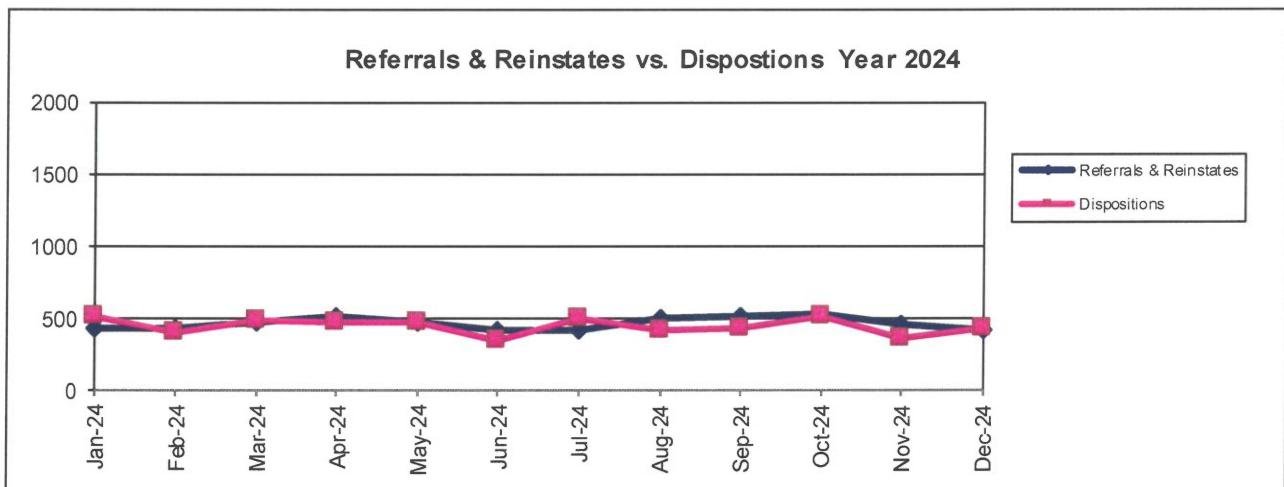
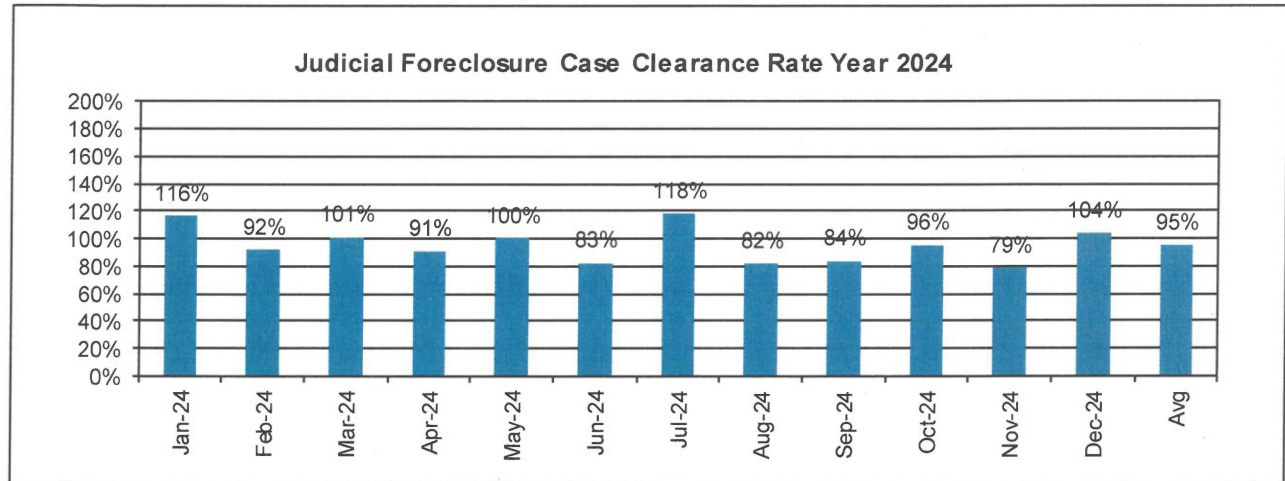


	As of:	1/8/2025	% of Total
Year			
2006		0	0.00%
2011		0	0.00%
2012		0	0.00%
2013		0	0.00%
2014		0	0.00%
2015		0	0.00%
2016		0	0.00%
2017		2	0.08%
2018		3	0.11%
2019		6	0.23%
2020		1	0.04%
2021		8	0.31%
2022		15	0.57%
2023		125	4.77%
2024		2423	92.52%
2025		36	1.37%
Total		2619	100.00%

CUYAHOGA COUNTY COMMON PLEAS COURT

Judicial Foreclosure Clearance Rate Year 2024

The Clearance Rate is the number of outgoing cases as a percentage of the number of incoming cases. Clearance rate measures whether the court is keeping up with its incoming caseload. If cases are not disposed in a timely manner, a backlog of cases awaiting disposition will grow. A Clearance Rate of 100% indicates that at least as many cases as have been filed, reopened, or reactivated in a period have been disposed.

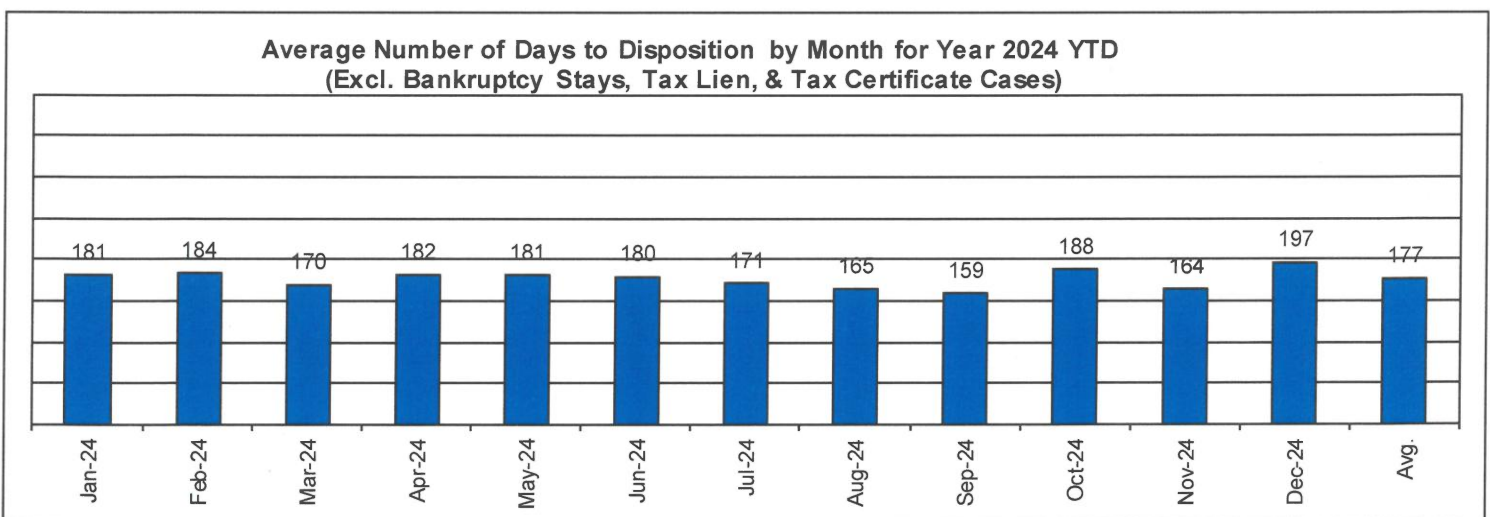
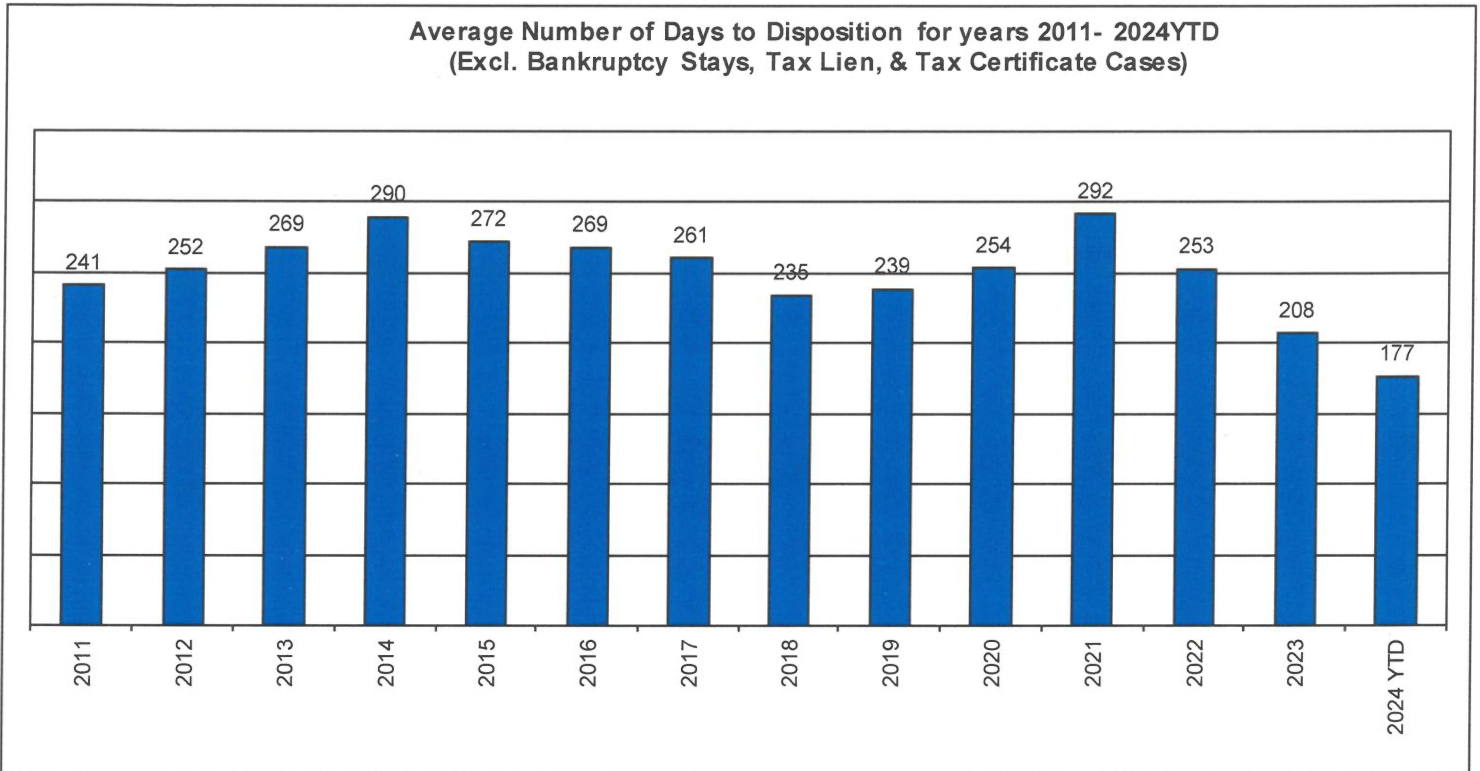


	Referrals & Reinstates	Dispositions	Clearance Rate
Jan-24	438	509	116%
Feb-24	439	403	92%
Mar-24	476	482	101%
Apr-24	521	475	91%
May-24	473	474	100%
Jun-24	421	348	83%
Jul-24	420	497	118%
Aug-24	505	414	82%
Sep-24	514	432	84%
Oct-24	534	510	96%
Nov-24	462	363	79%
Dec-24	423	439	104%
Avg	469	446	95%
Total	5626	5346	

CUYAHOGA COUNTY COMMON PLEAS COURT

Avg. Number of Days to Disp. (Excl. Bank. Stays & Tax Lien & Tax Cert.)

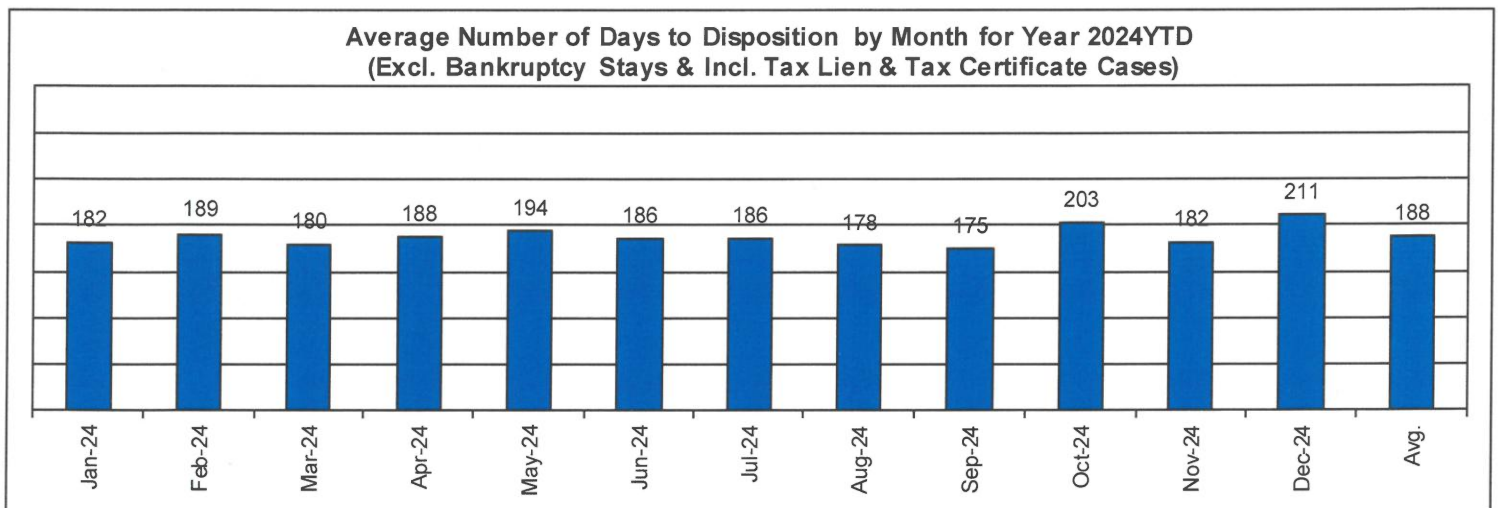
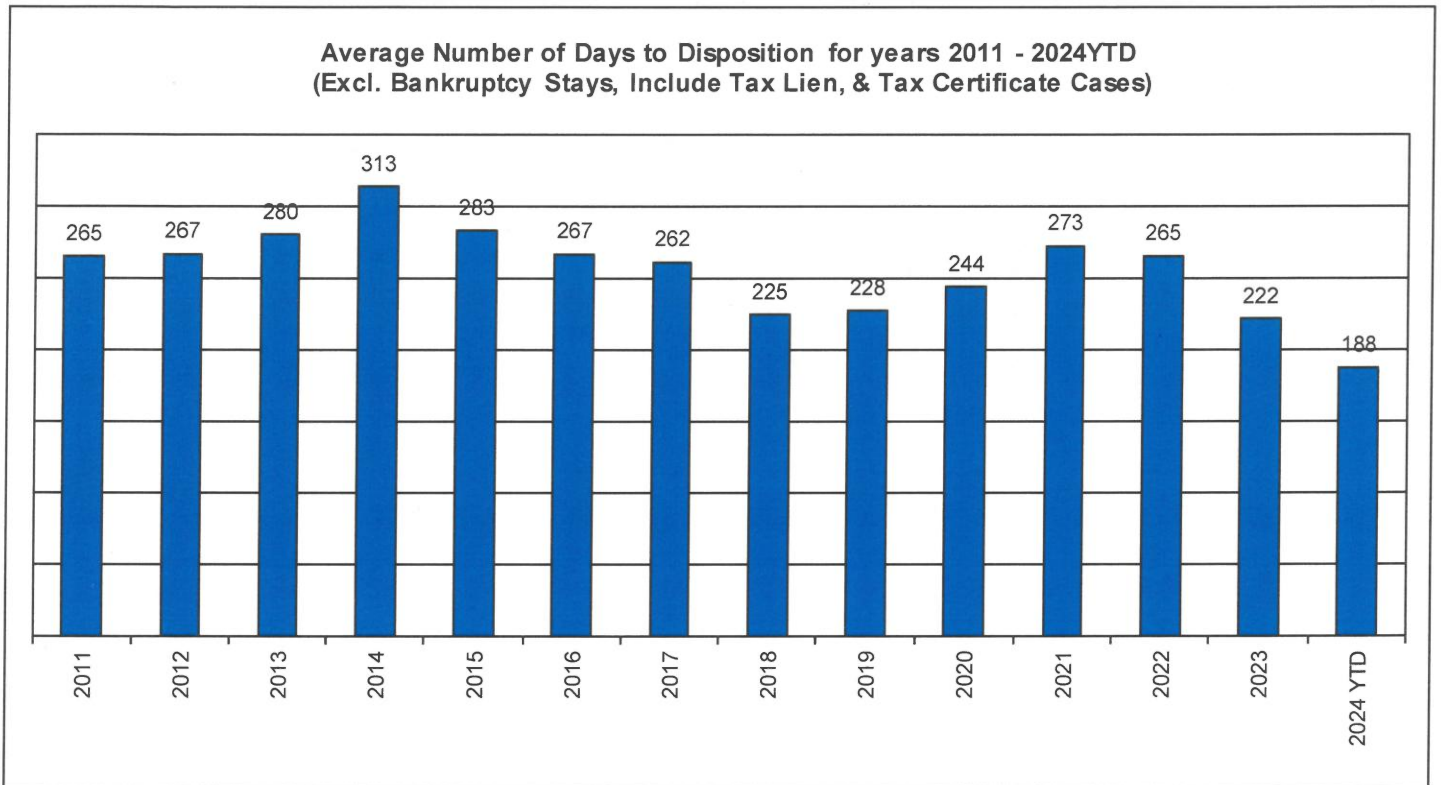
The average number of days to disposition is the number of days from filing to a final disposition entry being filed with the Clerk of Court. The data sample is based on all judicial foreclosure cases terminated by decree or dismissal (cases terminated by bankruptcy are not included) in a month. Each case is examined to determine the number of days between filing and termination with the periods that a case may have been in bankruptcy subtracted. Adding the total days of all of the cases minus bankruptcy periods and dividing by the total number of cases calculates the average. In the following chart, tax judicial foreclosure cases are excluded.



CUYAHOGA COUNTY COMMON PLEAS COURT

Avg. Number of Days to Disp. (Excl. Bank. Stays & Incl. Tax Lien & Tax Cert.)

The average number of days to disposition is the number of days from filing to a final disposition entry being filed with the Clerk of Court. The data sample is based on all Judicial Foreclosure cases terminated by decree or dismissal (cases terminated by bankruptcy are not included) in a month. Each case is examined to determine the number of days between filing and termination with the periods that a case may have been in bankruptcy subtracted. Adding the total days of all of the cases minus bankruptcy periods and dividing by the total number of cases calculates the average. In the following chart, all types of Judicial Foreclosure cases are included.

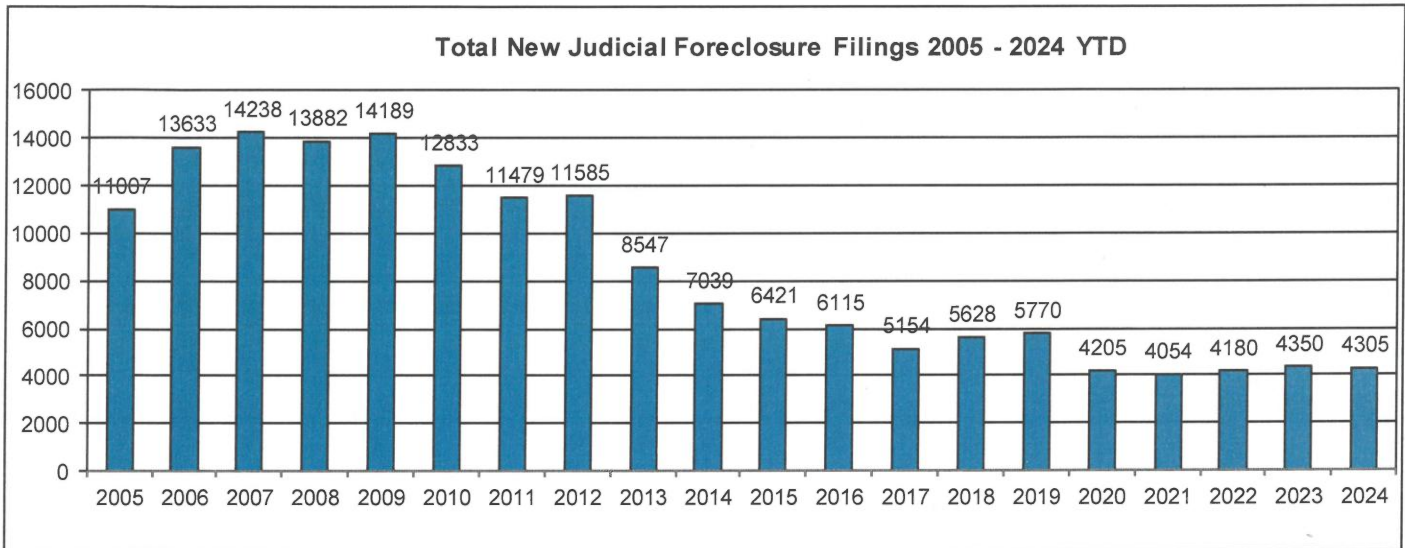


CUYAHOGA COUNTY COMMON PLEAS COURT

Total New Judicial Foreclosure Filings

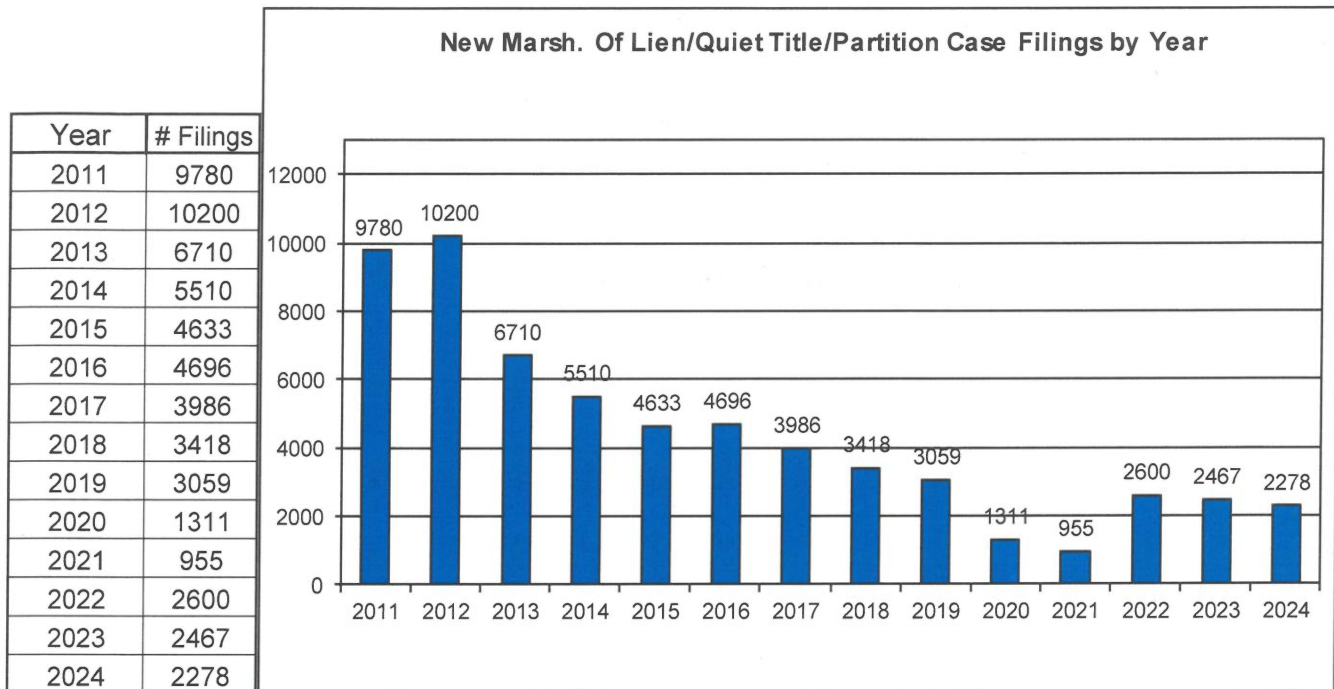
The following charts are provided as a historical view of new judicial foreclosure filings.

1. Total New Judicial Foreclosure Filings from 2005 – 2024 by year
2. Total New Marsh of Lien/Quiet Title/Partition Filings from 2011 – 2024 by month
3. Total New Tax Lien & Tax Certificate Filings for 2011 – 2024 by month
4. Total New Judicial Foreclosure Filings from 2011 – 2024 by month

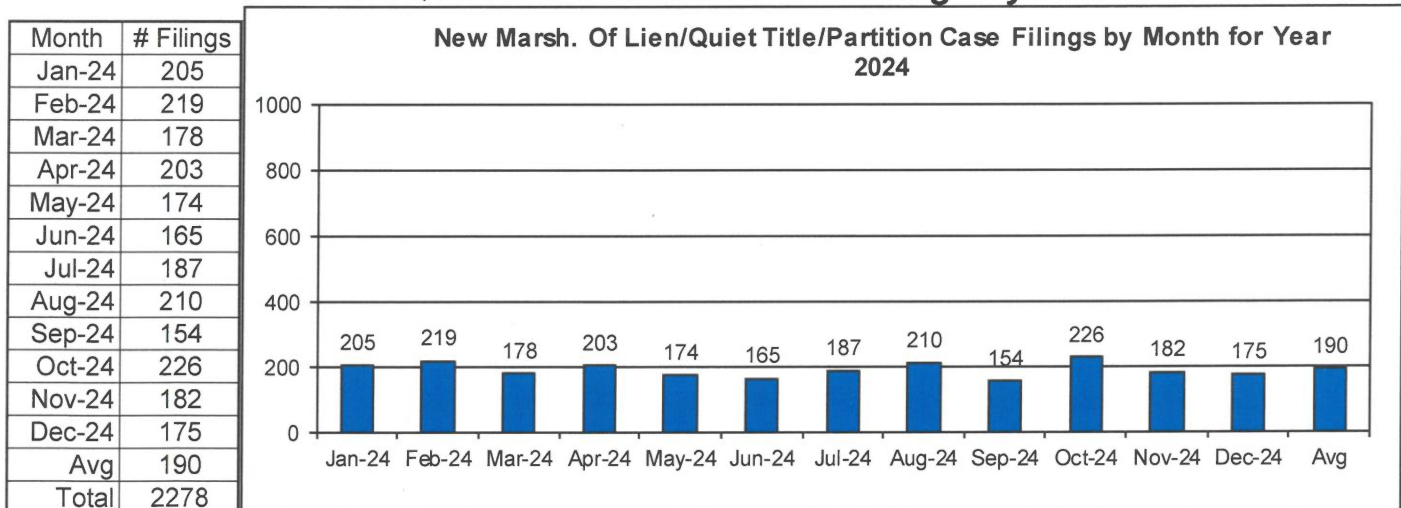


CUYAHOGA COUNTY COMMON PLEAS COURT

New Marsh of Lien/Quiet Title/Partition Case Filings for Years 2011 – 2024 YTD

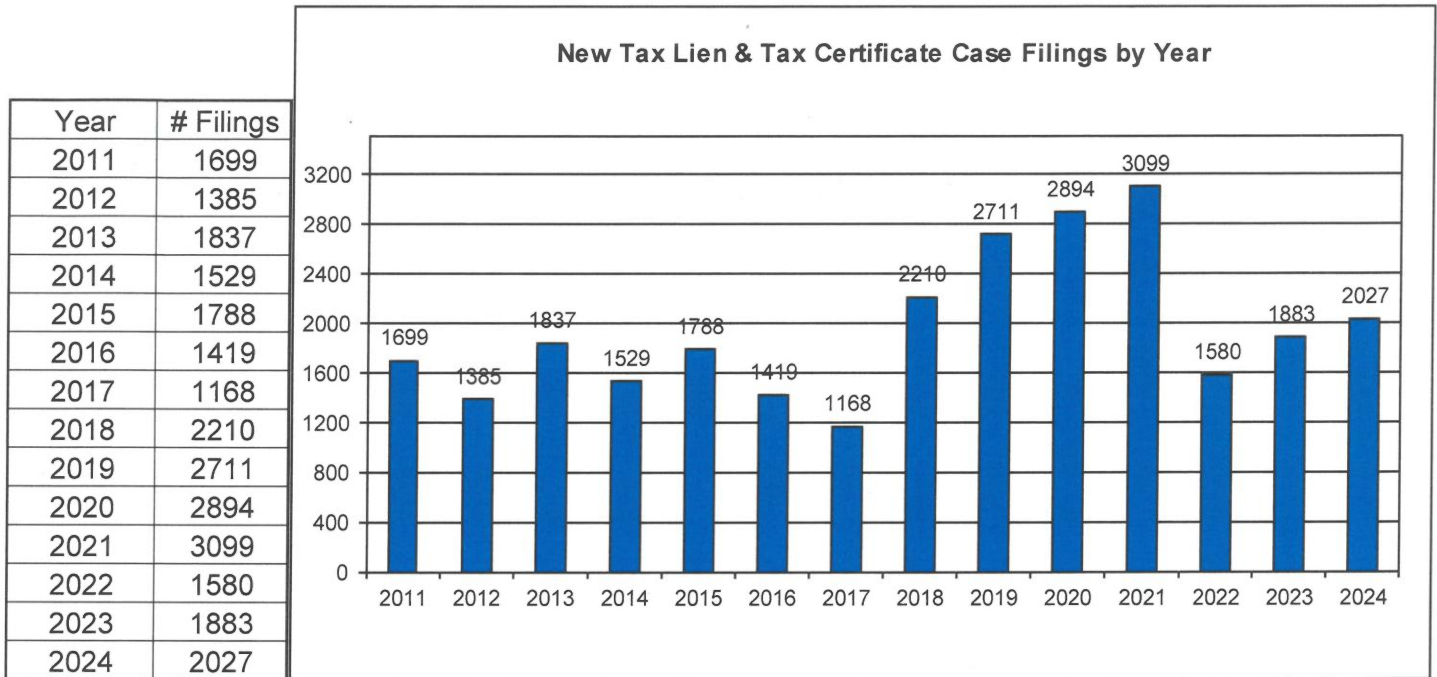


New Marsh of Lien/Quiet Title/Partition Case Filings by month for 2024 YTD

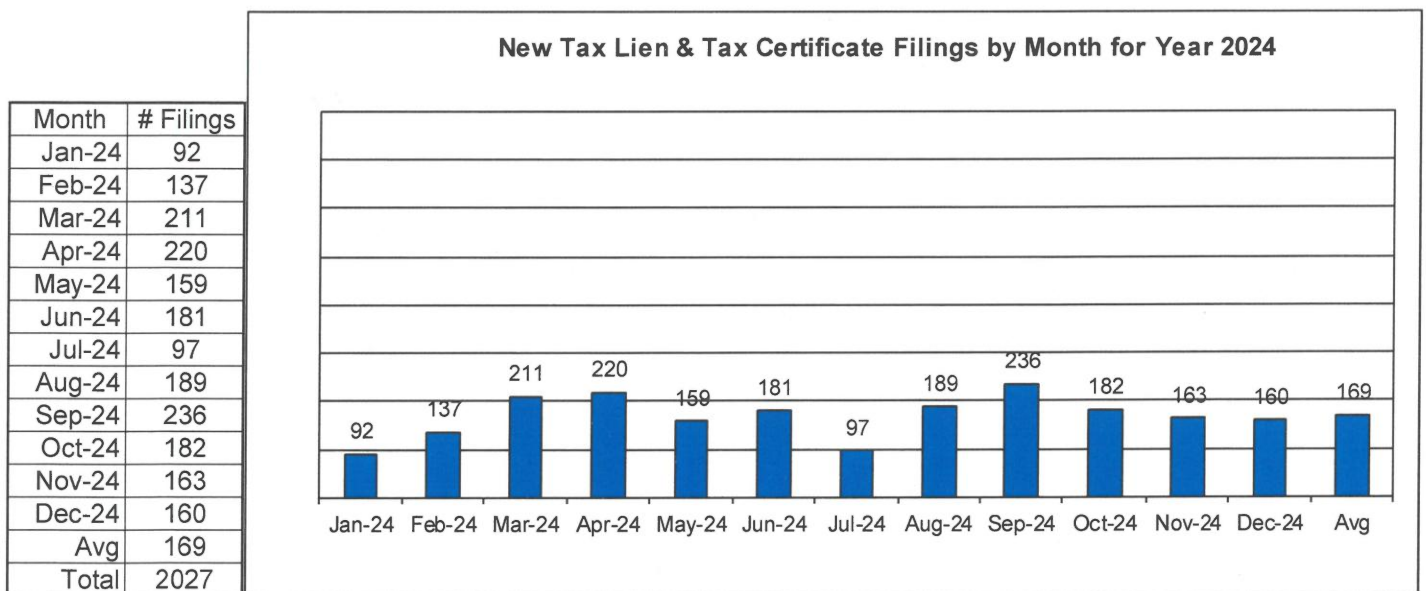


CUYAHOGA COUNTY COMMON PLEAS COURT

New Tax Lien & Certificate Filings for Years 2011 – 2024 YTD



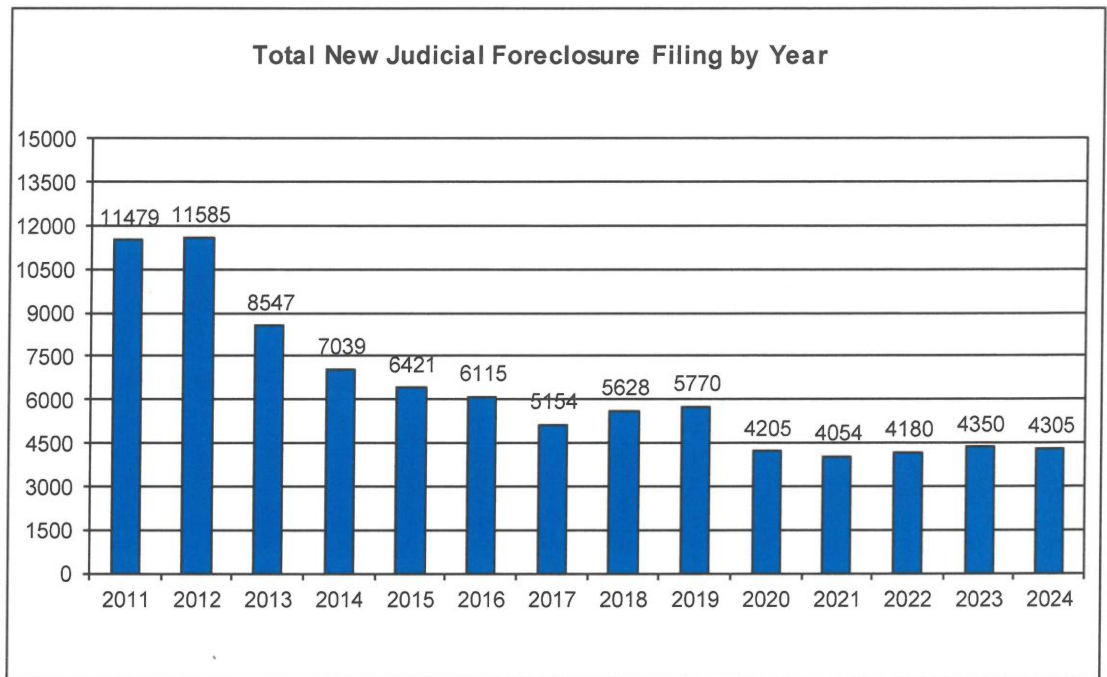
New Tax Lien & Certificate Filings by Month for Year 2024 YTD



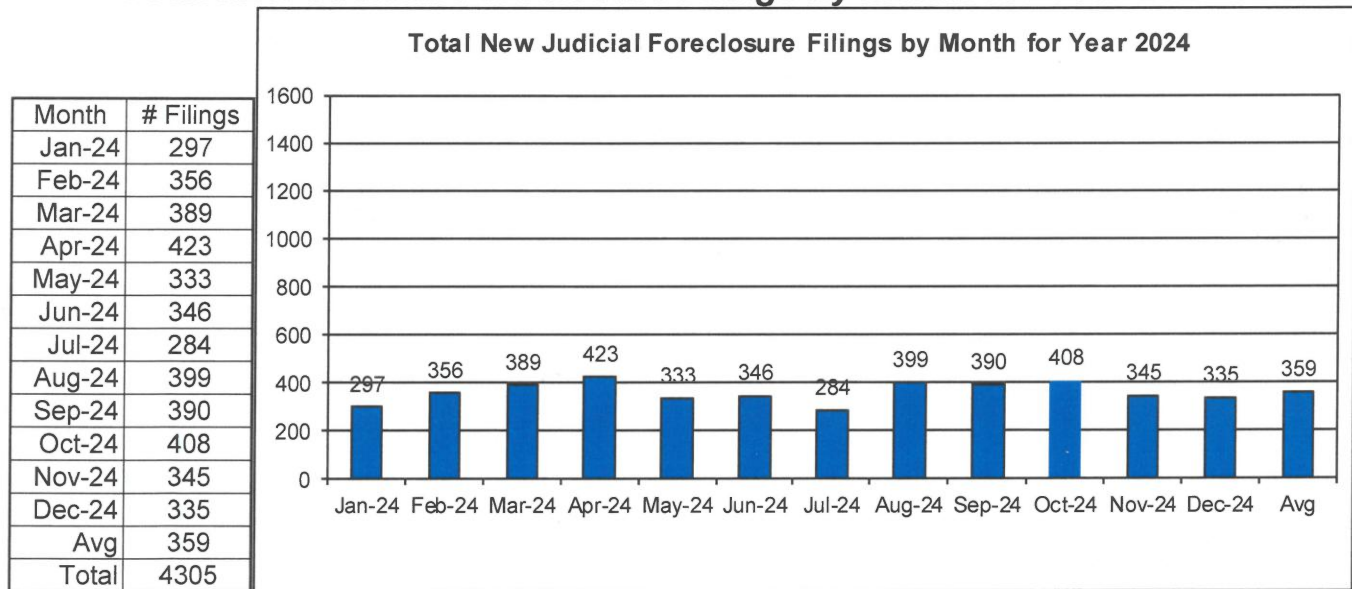
CUYAHOGA COUNTY COMMON PLEAS COURT

Total New Judicial Foreclosure Filings Years 2011 – 2024 YTD

Year	# Filings
2011	11479
2012	11585
2013	8547
2014	7039
2015	6421
2016	6115
2017	5154
2018	5628
2019	5770
2020	4205
2021	4054
2022	4180
2023	4350
2024YTD	4305



Total New Judicial Foreclosure Filings by Month for Year 2024 YTD



Magistrate's Monthly Reports

The Magistrates' Monthly Report consists of 5 reports. Below is a description of each.

Magistrate's Monthly Supplemental Journal Entry Report (R415)

Retrieves total number of supplemental entries and Decrees of Confirmation of Sheriff's sale created during a specific period. A supplemental entry is any journal created by a magistrate, which does not close out a case. For example, any magistrate's order (MG) setting a hearing, any journal entry (JE) ruling on a motion, journals confirming Sheriff's sales, etc.).

Magistrate's Full Disposition Count by Magistrate Report (R413)

Retrieves total number of cases disposed of during a specific period. The dispositions are grouped by Magistrate and then broken down by the type of disposition (i. e. Default, Dismissed with Prejudice, Dismissed without Prejudice, etc.) This report can be printed three different ways. Including tax cases (Full Dispositions), excluding tax cases (Non-Tax Dispositions), and Tax cases only (Tax Dispositions).

Magistrate's Monthly Cases Referred/Reinstated Report (R418)

Retrieves newly filed cases referred to the Magistrates Dept. and cases previously disposed by the Magistrates Dept. that are reinstated and re-referred to the magistrates. The cases are separated by Tax (filing code 1465; Tax Judicial Foreclosure & 1466; Tax Certificate Judicial Foreclosure) and Non-Tax (1460; Judicial Foreclosure Marsh. Of Lien, 1480; Partition, 1470; Quiet Title, misc. (i. e. 1391; Contract Other, etc.).

Magistrate's Monthly Hearing Totals Report (R3146)

Retrieves total number of hearings held during one month. The hearings are grouped by Magistrate and then broken down by what type hearing was held (i. e. Default, Pretrial, etc.).

Magistrate's Monthly Case Load Report (R3147)

Retrieves individual caseload totals for individual magistrates during a specific period. The cases are grouped by magistrate and then broken down by case type (i. e. tax judicial foreclosure, tax certificate judicial foreclosure and non-tax judicial foreclosure).

Magistrate's New Referrals/Assignments (R429)

Retrieves All cases referred to the Magistrate's Department. The cases are grouped by Magistrate and broken down into categories of CSPO (Filing Code 1491 Stalking Civil Protection Orders), Tax (1465; Tax Judicial Foreclosure & 1466; Tax Certificate Judicial Foreclosure), Non Tax (1460; Judicial Foreclosure Marsh. Of Lien, 1480; Partition, 1470; Quiet Title, misc. (i.e. 1391; Contract Other, etc.)).

CUYAHOGA COUNTY COURT OF COMMON PLEAS

DATE: 01/08/2025
TIME: 8:27 AM

OFFICE OF THE MAGISTRATES
MAGISTRATE'S MONTHLY SUPPLEMENTALS BY CASE
REPORTING PERIOD: DECEMBER 2024

PAGE: 1
CMSR415D

SUPPLEMENTALS

AUGUSTYN	130
BUCHA	178
DAY	270
DYKE	174
GOZELANCZYK	145
HEGYES	148
JACKSON	159
JACKSON	136
KLEIN	123
LUCAS	106
LUNSFORD	259
UNACCOUNTED FOR	0

TOTAL	1828
-------	------

CONFIRMATIONS

TOTAL	0
-------	---

CUYAHOGA COUNTY COURT OF COMMON PLEAS

OFFICE OF THE MAGISTRATES

Full Disposition Count by Magistrate

REPORTING PERIOD: FROM 12/01/2024 TO 12/31/2024

DATE: 01/08/2025

TIME: 8:29 AM

PAGE: 1

CMSR413

MagID	Dispose Type	Tax Cert.	Tax Treas.	Total
KCA	Bank	0	0	0
	Def	0	0	3
	Dism	0	0	11
	Ref. Vacate	0	0	0
	Court Trial	0	0	2
	Other	0	3	8
	<u>MAG'S TOTAL</u>	0	3	<u>24</u>

Decrees	324
Defaults	97
Other	199
Court Trial	28
Dismissals	110

Bankruptcy 5

Ref. Vacated 0

Grand Total 439

SMB	Bank	0	0	0
	Def	0	0	1
	Dism	0	1	6
	Ref. Vacate	0	0	0
	Court Trial	0	0	4
	Other	0	4	8
	<u>MAG'S TOTAL</u>	0	5	<u>19</u>

CD	Bank	0	0	0
	Def	0	0	2
	Dism	0	1	12
	Ref. Vacate	0	0	0
	Court Trial	0	0	3
	Other	0	16	19
	<u>MAG'S TOTAL</u>	0	17	<u>36</u>

JTD	Bank	0	0	0
	Def	0	0	4
	Dism	0	1	11
	Ref. Vacate	0	0	0
	Court Trial	0	0	0
	Other	0	20	27
	<u>MAG'S TOTAL</u>	0	21	<u>42</u>

BSG	Bank	0	0	1
	Def	0	0	14
	Dism	0	2	8
	Ref. Vacate	0	0	0
	Court Trial	0	0	0
	Other	0	24	31
	<u>MAG'S TOTAL</u>	0	26	<u>54</u>

DKH	Bank	0	0	1
	Def	0	0	0
	Dism	0	5	17
	Ref. Vacate	0	0	0
	Court Trial	0	0	2
	Other	0	12	14
	<u>MAG'S TOTAL</u>	0	17	<u>34</u>

ARJ	Bank	0	1	2
	Def	0	0	6
	Dism	0	1	4
	Ref. Vacate	0	0	0
	Court Trial	0	0	0
	Other	0	23	28
	<u>MAG'S TOTAL</u>	0	25	<u>40</u>

JLJ	Bank	0	0	0
	Def	0	0	9
	Dism	0	5	13

CUYAHOGA COUNTY COURT OF COMMON PLEAS

OFFICE OF THE MAGISTRATES

Full Disposition Count by Magistrate

REPORTING PERIOD: FROM 12/01/2024 TO 12/31/2024

DATE: 01/08/2025

TIME: 8:29 AM

PAGE: 2

CMSR413

MagID	Dispose Type	Tax Cert.	Tax Treas.	Total
	Ref. Vacate	0	0	0
	Court Trial	0	0	2
	Other	0	16	19
	<u>MAG'S TOTAL</u>	<u>0</u>	<u>21</u>	<u>43</u>
MK	Bank	0	0	0
	Def	0	0	5
	Dism	0	0	4
	Ref. Vacate	0	0	0
	Court Trial	0	0	7
	Other	0	10	13
	<u>MAG'S TOTAL</u>	<u>0</u>	<u>10</u>	<u>29</u>
PL	Bank	0	0	1
	Def	0	27	48
	Dism	0	1	14
	Ref. Vacate	0	0	0
	Court Trial	0	0	3
	Other	0	0	8
	<u>MAG'S TOTAL</u>	<u>0</u>	<u>28</u>	<u>74</u>
GL	Bank	0	0	0
	Def	0	0	5
	Dism	0	1	10
	Ref. Vacate	0	0	0
	Court Trial	0	0	5
	Other	0	15	24
	<u>MAG'S TOTAL</u>	<u>0</u>	<u>16</u>	<u>44</u>

CUYAHOGA COUNTY COURT OF COMMON PLEAS

DATE: 01/08/2025
TIME: 08:29 AM

OFFICE OF THE MAGISTRATES
MAGISTRATE'S MONTHLY REF/REIN CASES
FROM 12/01/2024 TO 12/31/2024

CMSR418

MAGISTRATE	NEW REFERRALS				REINSTATED			
	Tax Treas.	Tax Cert.	Non-Tax	Total	Tax Treas.	Tax Cert.	Non-Tax	Total
<u>AUGUSTYN/KEVIN/C</u>	11	0	13	24	1	0	3	4
<u>BUCHA/STEPHEN/M</u>	13	0	16	29	0	0	0	0
<u>DAY/CHRISTOPHER/</u>	11	0	25	36	0	0	3	3
<u>DYKE/JOHN/T</u>	15	0	21	36	0	0	0	0
<u>GOZELANCZYK/BRIAN/S</u>	18	0	17	35	0	0	2	2
<u>HEGYES/DEAN/K</u>	18	0	20	38	0	0	1	1
<u>JACKSON/AMY/R</u>	32	0	28	60	0	0	3	3
<u>JACKSON/JIM/L</u>	19	0	19	38	0	0	2	2
<u>KLEIN/MONICA/</u>	15	0	21	36	0	0	3	3
<u>LUCAS/PAUL/</u>	13	0	28	41	0	0	0	0
<u>LUNSFORD/GINA/</u>	14	0	16	30	0	0	2	2
<u>TOTAL</u>	179	0	224	403	1	0	19	20
<u>COMBINED TOTAL</u>	423							

CUYAHOGA COUNTY COURT OF COMMON PLEAS

OFFICE OF THE MAGISTRATES MAG MONTHLY HEARING TOTALS Reporting Period: December 2024

DATE: 01/08/2025
TIME: 08:29 AM

PAGE: 1
CMSR3146

Monthly Hearing Total 361

AUGUSTYN

Default Hearings	0
Tax Hearings	0
Pretrials	9

TOTAL:	9
--------	---

BUCHA

Default Hearings	0
Tax Hearings	0
Pretrials	37

TOTAL:	37
--------	----

DAY

Default Hearings	0
Tax Hearings	0
Pretrials	44

TOTAL:	44
--------	----

DYKE

Default Hearings	5
Tax Hearings	13
Pretrials	14

TOTAL:	32
--------	----

GOZELANCZYK

Default Hearings	0
Tax Hearings	0
Pretrials	13

TOTAL:	13
--------	----

HEGYES

Default Hearings	0
Tax Hearings	0
Pretrials	34

TOTAL:	34
--------	----

JACKSON

Default Hearings	16
Tax Hearings	25
Pretrials	13

TOTAL:	54
--------	----

JACKSON

Default Hearings	16
Tax Hearings	11
Pretrials	14

TOTAL:	41
--------	----

KLEIN

Default Hearings	0
Tax Hearings	0
Pretrials	31

TOTAL:	31
--------	----

LUCAS

Default Hearings	0
Tax Hearings	0
Pretrials	30

CUYAHOGA COUNTY COURT OF COMMON PLEAS

OFFICE OF THE MAGISTRATES

MAG MONTHLY HEARING TOTALS

Reporting Period: December 2024

DATE: 01/08/2025

TIME: 08:29 AM

PAGE: 2

CMSR3146

TOTAL:	30
LUNSFORD	
Default Hearings	0
Tax Hearings	0
Pretrials	36
<hr/>	
TOTAL:	36

CUYAHOGA COUNTY COURT OF COMMON PLEAS

DATE: 01/08/2025
TIME: 8:30 AM

Office of the Magistrates
Magistrate's Monthly Case Load
MONTH: DECEMBER 2024

PAGE: 1
CMSR3147

Magistrate Name	Non Tax Total	Tax Cert.	Tax Treas.	Total Tax	CSPO	Total Cases
AUGUSTYN	68	2	59	61	10	139
BUCHA	66	0	68	68	7	141
DYKE	88	0	102	102	5	195
DAY	115	0	108	108	8	231
LUNSFORD	106	0	124	124	6	236
KLEIN	127	0	116	116	14	257
JACKSON	126	0	121	121	11	258
LUCAS	123	0	156	156	22	301
JACKSON	150	0	138	138	16	304
GOZELANCZYK	152	1	140	141	22	315
HEGYES	161	1	158	159	46	366
Totals:	1282	4	1290	1294	167	2743

CUYAHOGA COUNTY COURT OF COMMON PLEAS

DATE: 01/08/2025
TIME: 8:46 AM

OFFICE OF THE MAGISTRATES
MAGISTRATE'S NEW REFERRALS / ASSIGNMENTS
FROM 12/01/2024 TO 12/31/2024

CMSR429
PAGE: 1

MAGISTRATE	NEW REFERRALS				Total
	CSPO	Tax Cert.	Tax Treas.	Non Tax	
<u>AUGUSTYN/KEVIN/C</u>	3	0	11	13	24
<u>BUCHA/STEPHEN/M</u>	7	0	13	17	30
<u>DAY/CHRISTOPHER/</u>	3	0	11	25	36
<u>DYKE/JOHN/T</u>	2	0	15	21	36
<u>GOZELANCZYK/BRIAN/S</u>	1	0	18	17	35
<u>HEGYES/DEAN/K</u>	5	0	18	19	37
<u>JACKSON/AMY/R</u>	4	0	32	28	60
<u>JACKSON/JIM/L</u>	6	0	19	19	38
<u>KLEIN/MONICA/</u>	5	0	15	21	36
<u>LUCAS/PAUL/</u>	9	0	13	28	41
<u>LUNSFORD/GINA/</u>	5	0	14	16	30
<u>Total</u>	50	0	179	224	403

Report CMSR1062 - Judicial Foreclosure Statistics by Judge

Report CMSR1062 provides a list of judicial foreclosure case activity for each Judge. The report identifies how many cases were pending at the beginning of the period. The new cases filed and cases that were transferred in or reactivated are added to the number pending at the beginning of the period. It then shows the type and number of terminations for the period. The total terminations are subtracted from the total pending which provides the pending at the end of the period.

CUYAHOGA COUNTY COURT OF COMMON PLEAS

DATE: 01/08/2025
TIME: 08:22 AM

Foreclosure Statistics by Judge
Reporting Period: December 2024

PAGE: 1
CMSR1062

Judge								
BELL, RICHARD A								
Pending at Beg of Period		New Cases Filed		Cases Transferred In / Reactivated			Total	
70		11		1			82	
Terminations								
Bankruptcy	0	Default	5	RefVacated	0	Court Trial	0	
					Dismiss	2	Other	3
							Total	10
Total Pending at End of Period							72	
CALABRESE, DEENA R								
Pending at Beg of Period		New Cases Filed		Cases Transferred In / Reactivated			Total	
87		9		2			98	
Terminations								
Bankruptcy	0	Default	2	RefVacated	0	Court Trial	0	
					Dismiss	1	Other	5
							Total	8
Total Pending at End of Period							90	
CLANCY, MAUREEN								
Pending at Beg of Period		New Cases Filed		Cases Transferred In / Reactivated			Total	
71		8		1			80	
Terminations								
Bankruptcy	0	Default	1	RefVacated	0	Court Trial	0	
					Dismiss	0	Other	10
							Total	11
Total Pending at End of Period							69	
CLARY, TIMOTHY W.								
Pending at Beg of Period		New Cases Filed		Cases Transferred In / Reactivated			Total	
84		8		0			92	
Terminations								
Bankruptcy	0	Default	2	RefVacated	0	Court Trial	0	
					Dismiss	0	Other	90
							Total	92
Total Pending at End of Period							0	
COLLIER-WILLIAMS, CASSANDRA								
Pending at Beg of Period		New Cases Filed		Cases Transferred In / Reactivated			Total	
74		10		1			85	
Terminations								
Bankruptcy	0	Default	5	RefVacated	0	Court Trial	0	
					Dismiss	0	Other	8
							Total	13
Total Pending at End of Period							72	
CORRIGAN, PETER J								
Pending at Beg of Period		New Cases Filed		Cases Transferred In / Reactivated			Total	
46		7		1			54	
Terminations								
Bankruptcy	0	Default	0	RefVacated	0	Court Trial	0	
					Dismiss	1	Other	2
							Total	3
Total Pending at End of Period							51	
FUERST, NANCY A								
Pending at Beg of Period		New Cases Filed		Cases Transferred In / Reactivated			Total	
77		11		1			89	
Terminations								
Bankruptcy	0	Default	4	RefVacated	0	Court Trial	0	
					Dismiss	2	Other	4
							Total	10
Total Pending at End of Period							79	
GALL, STEVEN E								

CUYAHOGA COUNTY COURT OF COMMON PLEAS

DATE: 01/08/2025
TIME: 08:22 AM

Foreclosure Statistics by Judge
Reporting Period: December 2024

PAGE: 2
CMSR1062

Judge							
	Pending at Beg of Period	New Cases Filed		Cases Transferred In / Reactivated			Total
	60	11		1			72
Terminations							
	Bankruptcy	Default	RefVacated	Court Trial	Dismiss	Other	Total
	0	4	0	0	3	5	12
Total Pending at End of Period							60
GALLAGHER, HOLLIE L							
	Pending at Beg of Period	New Cases Filed		Cases Transferred In / Reactivated			Total
	73	11		1			85
Terminations							
	Bankruptcy	Default	RefVacated	Court Trial	Dismiss	Other	Total
	0	0	0	0	3	12	15
Total Pending at End of Period							70
GALLAGHER, KELLY ANN							
	Pending at Beg of Period	New Cases Filed		Cases Transferred In / Reactivated			Total
	85	13		1			99
Terminations							
	Bankruptcy	Default	RefVacated	Court Trial	Dismiss	Other	Total
	1	2	0	0	1	5	9
Total Pending at End of Period							90
GALLAGHER, SHANNON M							
	Pending at Beg of Period	New Cases Filed		Cases Transferred In / Reactivated			Total
	67	13		1			81
Terminations							
	Bankruptcy	Default	RefVacated	Court Trial	Dismiss	Other	Total
	0	0	0	0	3	3	6
Total Pending at End of Period							75
GAUL, DANIEL							
	Pending at Beg of Period	New Cases Filed		Cases Transferred In / Reactivated			Total
	74	9		2			85
Terminations							
	Bankruptcy	Default	RefVacated	Court Trial	Dismiss	Other	Total
	0	1	0	0	0	7	8
Total Pending at End of Period							77
HAGAN, EMILY							
	Pending at Beg of Period	New Cases Filed		Cases Transferred In / Reactivated			Total
	78	13		1			92
Terminations							
	Bankruptcy	Default	RefVacated	Court Trial	Dismiss	Other	Total
	0	1	0	0	1	4	6
Total Pending at End of Period							86
KELLEY, KEVIN J							
	Pending at Beg of Period	New Cases Filed		Cases Transferred In / Reactivated			Total
	85	15		2			102
Terminations							
	Bankruptcy	Default	RefVacated	Court Trial	Dismiss	Other	Total
	1	2	0	0	1	17	21
Total Pending at End of Period							81
KILBANE, ASHLEY							

CUYAHOGA COUNTY COURT OF COMMON PLEAS

DATE: 01/08/2025
TIME: 08:22 AM

Foreclosure Statistics by Judge
Reporting Period: December 2024

PAGE: 3
CMSR1062

Judge							
	Pending at Beg of Period	New Cases Filed		Cases Transferred In / Reactivated			Total
	97	10		1			108
	Terminations						
	Bankruptcy	Default	RefVacated	Court Trial	Dismiss	Other	Total
	0	3	0	0	6	1	10
Total Pending at End of Period							98
KRIVOSH, KIRA							
	Pending at Beg of Period	New Cases Filed		Cases Transferred In / Reactivated			Total
	0	0		86			86
	Terminations						
	Bankruptcy	Default	RefVacated	Court Trial	Dismiss	Other	Total
	0	0	0	0	0	0	0
Total Pending at End of Period							86
MATIA, DAVID T							
	Pending at Beg of Period	New Cases Filed		Cases Transferred In / Reactivated			Total
	104	7		1			112
	Terminations						
	Bankruptcy	Default	RefVacated	Court Trial	Dismiss	Other	Total
	0	0	0	0	0	7	7
Total Pending at End of Period							105
MCCORMICK, TIMOTHY							
	Pending at Beg of Period	New Cases Filed		Cases Transferred In / Reactivated			Total
	63	10		3			76
	Terminations						
	Bankruptcy	Default	RefVacated	Court Trial	Dismiss	Other	Total
	0	3	0	0	6	5	14
Total Pending at End of Period							62
MCGINTY, WILLIAM T							
	Pending at Beg of Period	New Cases Filed		Cases Transferred In / Reactivated			Total
	82	7		0			89
	Terminations						
	Bankruptcy	Default	RefVacated	Court Trial	Dismiss	Other	Total
	0	2	0	0	6	5	13
Total Pending at End of Period							76
MIDAY, SHERRIE							
	Pending at Beg of Period	New Cases Filed		Cases Transferred In / Reactivated			Total
	91	11		0			102
	Terminations						
	Bankruptcy	Default	RefVacated	Court Trial	Dismiss	Other	Total
	0	0	0	0	7	7	14
Total Pending at End of Period							88
MOONEY, BRIAN							
	Pending at Beg of Period	New Cases Filed		Cases Transferred In / Reactivated			Total
	99	10		1			110
	Terminations						
	Bankruptcy	Default	RefVacated	Court Trial	Dismiss	Other	Total
	1	15	0	0	1	1	18
Total Pending at End of Period							92
O'DONNELL, JENNIFER							

CUYAHOGA COUNTY COURT OF COMMON PLEAS

DATE: 01/08/2025
TIME: 08:22 AM

Foreclosure Statistics by Judge
Reporting Period: December 2024

PAGE: 4
CMSR1062

Judge							
	Pending at Beg of Period	New Cases Filed		Cases Transferred In / Reactivated			Total
	87	8		0			95
	Terminations						
	Bankruptcy	Default	RefVacated	Court Trial	Dismiss	Other	Total
	1	0	0	0	7	3	11
Total Pending at End of Period							84
O'DONNELL, JOHN P							
	Pending at Beg of Period	New Cases Filed		Cases Transferred In / Reactivated			Total
	52	10		1			63
	Terminations						
	Bankruptcy	Default	RefVacated	Court Trial	Dismiss	Other	Total
	0	1	0	0	4	4	9
Total Pending at End of Period							54
RUSSO, JOHN J							
	Pending at Beg of Period	New Cases Filed		Cases Transferred In / Reactivated			Total
	50	8		1			59
	Terminations						
	Bankruptcy	Default	RefVacated	Court Trial	Dismiss	Other	Total
	0	1	0	0	0	5	6
Total Pending at End of Period							53
RUSSO, NANCY MARGARET							
	Pending at Beg of Period	New Cases Filed		Cases Transferred In / Reactivated			Total
	60	10		1			71
	Terminations						
	Bankruptcy	Default	RefVacated	Court Trial	Dismiss	Other	Total
	0	0	0	0	5	7	12
Total Pending at End of Period							59
SAFFOLD, JEFFREY P							
	Pending at Beg of Period	New Cases Filed		Cases Transferred In / Reactivated			Total
	70	10		1			81
	Terminations						
	Bankruptcy	Default	RefVacated	Court Trial	Dismiss	Other	Total
	0	1	0	0	0	4	5
Total Pending at End of Period							76
SAFFOLD, SHIRLEY STRICKLAND							
	Pending at Beg of Period	New Cases Filed		Cases Transferred In / Reactivated			Total
	100	10		0			110
	Terminations						
	Bankruptcy	Default	RefVacated	Court Trial	Dismiss	Other	Total
	0	0	0	0	5	4	9
Total Pending at End of Period							101
SANTOLI, ANDREW J.							
	Pending at Beg of Period	New Cases Filed		Cases Transferred In / Reactivated			Total
	89	9		0			98
	Terminations						
	Bankruptcy	Default	RefVacated	Court Trial	Dismiss	Other	Total
	0	12	0	1	3	3	19
Total Pending at End of Period							79
SHAUGHNESSY, MICHAEL P							

CUYAHOGA COUNTY COURT OF COMMON PLEAS

DATE: 01/08/2025
TIME: 08:22 AM

Foreclosure Statistics by Judge
Reporting Period: December 2024

PAGE: 5
CMSR1062

Judge

Pending at Beg of Period		New Cases Filed		Cases Transferred In / Reactivated			Total						
64		12		3			79						
Terminations													
Bankruptcy	0	Default	1	RefVacated	0	Court Trial	0	Dismiss	4	Other	5	Total	10
Total Pending at End of Period												69	
SHEEHAN, BRENDAN J													
Pending at Beg of Period		New Cases Filed		Cases Transferred In / Reactivated			Total						
36		6		0			42						
Terminations													
Bankruptcy	0	Default	1	RefVacated	0	Court Trial	0	Dismiss	0	Other	1	Total	2
Total Pending at End of Period												40	
SUTULA, JOHN D													
Pending at Beg of Period		New Cases Filed		Cases Transferred In / Reactivated			Total						
95		10		0			105						
Terminations													
Bankruptcy	0	Default	6	RefVacated	0	Court Trial	0	Dismiss	1	Other	18	Total	25
Total Pending at End of Period												80	
SUTULA, KATHLEEN ANN													
Pending at Beg of Period		New Cases Filed		Cases Transferred In / Reactivated			Total						
69		9		2			80						
Terminations													
Bankruptcy	0	Default	4	RefVacated	0	Court Trial	0	Dismiss	1	Other	13	Total	18
Total Pending at End of Period												62	
SYNENBERG, JOAN													
Pending at Beg of Period		New Cases Filed		Cases Transferred In / Reactivated			Total						
81		6		2			89						
Terminations													
Bankruptcy	0	Default	1	RefVacated	0	Court Trial	0	Dismiss	4	Other	9	Total	14
Total Pending at End of Period												75	
TURNER, DEBORAH M													
Pending at Beg of Period		New Cases Filed		Cases Transferred In / Reactivated			Total						
85		13		1			99						
Terminations													
Bankruptcy	1	Default	2	RefVacated	0	Court Trial	0	Dismiss	0	Other	7	Total	10
Total Pending at End of Period												89	
VODREY, WILLIAM F. B.													
Pending at Beg of Period		New Cases Filed		Cases Transferred In / Reactivated			Total						
105		10		0			115						
Terminations													
Bankruptcy	0	Default	14	RefVacated	0	Court Trial	0	Dismiss	7	Other	3	Total	24
Total Pending at End of Period												91	

Monthly Summary

MONTHLY SUMMARY

December 2024

		TRIALS															
NAME	PEND	ASSIGNED			JURY COURT						DISP	PENDING				+ -	
		CV	CR	TOT	CV	CR	TOT	CV	CR	TOT		CV	FR	CR	TOT		
Richard A. Bell	339	52	20	72	0	0	0	0	0	0	72	201	72	66	339	0	
Deena R. Calabrese	437	49	32	81	0	0	0	0	0	0	64	221	90	143	454	- 17	
Maureen Clancy	388	53	32	85	0	1	1	0	0	0	83	202	69	119	390	- 2	
Cassandra Collier-Willia	445	52	38	90	0	0	0	0	1	1	66	277	72	120	469	- 24	
Peter J. Corrigan	512	47	26	73	0	0	0	0	0	0	66	317	51	151	519	- 7	
Nancy A. Fuerst	412	51	24	75	0	0	0	0	0	0	93	230	78	86	394	+ 18	
Steven E. Gall	484	51	37	88	0	0	0	0	0	0	74	288	60	150	498	- 14	
Hollie L. Gallagher	397	51	27	78	0	0	0	0	0	0	74	250	67	84	401	- 4	
Kelly A. Gallagher	445	51	11	62	0	0	0	0	0	0	68	280	88	71	439	+ 6	
Shannon M. Gallagher	395	53	29	82	0	0	0	0	0	0	46	240	75	116	431	- 36	
Daniel Gaul	536	52	33	85	0	1	1	0	0	0	65	292	76	188	556	- 20	
Emily Hagan	455	51	33	84	0	0	0	0	0	0	63	260	86	130	476	- 21	
Kevin J. Kelley	500	51	31	82	1	1	2	0	2	2	71	248	80	183	511	- 11	
Ashley Kilbane	488	52	36	88	0	0	0	0	0	0	54	259	95	168	522	- 34	
Kira Kriyosh	471	47	33	80	0	0	0	0	0	0	58	251	85	157	493	- 22	
David T. Matia	438	50	24	74	0	0	0	0	0	0	50	267	105	90	462	- 24	
Timothy McCormick	404	53	29	82	0	0	0	0	0	0	85	266	62	73	401	+ 3	
William T. McGinty	464	51	23	74	0	0	0	1	0	1	132	257	76	73	406	+ 58	
Sherrie Miday	464	51	33	84	0	0	0	0	0	0	69	251	87	141	479	- 15	
Brian Mooney	487	51	31	82	0	0	0	0	2	2	85	252	92	140	484	+ 3	
Jennifer O'Donnell	472	48	34	82	0	0	0	0	1	1	66	273	84	131	488	- 16	
John P. O'Donnell	382	53	25	78	1	1	2	1	0	1	55	248	54	103	405	- 23	
John J. Russo	404	50	32	82	0	0	0	0	0	0	81	244	52	109	405	- 1	
Nancy Margaret Russo	238	50	28	78	0	0	0	0	2	2	63	130	59	64	253	- 15	
Jeffrey P. Saffold	391	52	29	81	0	0	0	0	0	0	56	252	76	88	416	- 25	
Shirley Strickland Saffold	517	50	37	87	0	0	0	0	0	0	52	284	101	167	552	- 35	
Andrew J. Santoli	450	49	34	83	0	0	0	0	0	0	77	267	76	113	456	- 6	
Michael P. Shaughnessy	407	50	41	91	0	0	0	0	0	0	66	235	69	128	432	- 25	
Brendan J. Sheehan	170	25	9	34	0	0	0	0	0	0	16	124	40	24	188	- 18	
John D. Sutula	569	48	39	87	0	0	0	0	1	1	113	227	80	236	543	+ 26	
Kathleen Ann Sutula	582	51	31	82	0	0	0	0	0	0	78	286	59	241	586	- 4	
Joan Synenberg	428	51	30	81	0	0	0	0	0	0	69	244	75	121	440	- 12	
Deborah M. Turner	481	49	36	85	0	2	2	0	1	1	77	258	89	142	489	- 8	
William F.B. Vodrey	501	52	37	89	0	1	1	2	0	2	106	219	90	175	484	+ 17	
TOTALS	14953	1697	1024	2721	2	7	9	4	10	14	2413	8400	2570	4291	15261	- 308	

Year to Date Summary

SUMMARY FOR THE COURT

January - December 2024

NAME	PEND	ASSIGNED			TRIALS						DISP	PENDING				+ -
		CV	CR	TOT	JURY			COURT				CV	FR	CR	TOT	
Richard A. Bell	319	624	334	958	0	8	8	2	0	2	938	201	72	66	339	- 20
Deena R. Calabrese	405	618	395	1013	0	2	2	2	0	2	964	221	90	143	454	- 49
Maureen Clancy	384	609	393	1002	0	15	15	4	0	4	996	202	69	119	390	- 6
Cassandra Collier-Willia	504	603	408	1011	1	2	3	0	9	9	1046	277	72	120	469	+ 35
Peter J. Corrigan	519	552	356	908	0	3	3	1	0	1	908	317	51	151	519	0
Nancy A. Fuerst	371	596	359	955	1	6	7	1	0	1	932	230	78	86	394	- 23
Steven E. Gall	466	613	423	1036	1	8	9	0	1	1	1004	288	60	150	498	- 32
Hollie L. Gallagher	366	619	348	967	1	7	8	7	1	8	932	250	67	84	401	- 35
Kelly A. Gallagher	460	613	319	932	3	3	6	3	2	5	953	280	88	71	439	+ 21
Shannon M. Gallagher	374	627	365	992	0	0	0	3	1	4	935	240	75	116	431	- 57
Daniel Gaul	509	618	436	1054	0	7	7	1	1	2	1007	292	76	188	556	- 47
Emily Hagan	420	618	406	1024	1	3	4	1	6	7	968	260	86	130	476	- 56
Kevin J. Kelley	501	614	399	1013	3	8	11	1	7	8	1003	248	80	183	511	- 10
Ashley Kilbane	443	608	369	977	0	6	6	0	0	0	898	259	95	168	522	- 79
Kira Krivosh	441	613	381	994	1	7	8	5	2	7	942	251	85	157	493	- 52
David T. Matia	415	609	316	925	0	3	3	0	1	1	878	267	105	90	462	- 47
Timothy McCormick	415	605	382	987	2	2	4	2	4	6	1001	266	62	73	401	+ 14
William T. McGinty	455	610	378	988	1	3	4	3	9	12	1037	257	76	73	406	+ 49
Sherrie Miday	421	618	364	982	0	1	1	0	2	2	924	251	87	141	479	- 58
Brian Mooney	466	599	380	979	2	3	5	2	4	6	961	252	92	140	484	- 18
Jennifer O'Donnell	475	631	375	1006	1	2	3	1	4	5	993	273	84	131	488	- 13
John P. O'Donnell	419	597	371	968	5	8	13	5	1	6	982	248	54	103	405	+ 14
John J. Russo	387	573	386	959	0	7	7	0	3	3	941	244	52	109	405	- 18
Nancy Margaret Russo	246	636	328	964	1	5	6	1	6	7	957	130	59	64	253	- 7
Jeffrey P. Saffold	500	618	359	977	2	4	6	0	5	5	1061	252	76	88	416	+ 84
Shirley Strickland Saffold	375	605	384	989	0	4	4	1	0	1	812	284	101	167	552	- 177
Andrew J. Santoli	431	607	405	1012	1	4	5	0	4	4	987	267	76	113	456	- 25
Michael P. Shaughnessy	364	610	381	991	1	2	3	0	0	0	923	235	69	128	432	- 68
Brendan J. Sheehan	180	308	118	426	3	2	5	4	1	5	418	124	40	24	188	- 8
John D. Sutula	572	608	464	1072	1	10	11	3	4	7	1101	227	80	236	543	+ 29
Kathleen Ann Sutula	546	615	394	1009	0	4	4	1	2	3	969	286	59	241	586	- 40
Joan Synenberg	423	604	393	997	0	2	2	1	2	3	980	244	75	121	440	- 17
Deborah M. Turner	493	616	384	1000	1	5	6	4	5	9	1004	258	89	142	489	+ 4
William F.B. Vodrey	495	606	403	1009	2	14	16	4	2	6	1020	219	90	175	484	+ 11
TOTALS	14560	20420	12656	33076	35	170	205	63	89	152	32375	8400	2570	4291	15261	- 701

Corrections/Adjustments